GradeMax

* 0000800000001 * DFD

CAMBRIDGE
International Education

# Cambridge International AS & A Level

CANDIDATE NAME

CENTRE NUMBER

CANDIDATE NUMBER

*0988418705*

**CHEMISTRY** **9701/53**

Paper 5 Planning, Analysis and Evaluation **May/June 2026**

**1 hour 15 minutes**

You must answer on the question paper.

No additional materials are needed.

**INSTRUCTIONS**

- Answer **all** questions.
- Use a black or dark blue pen. You may use an HB pencil for any diagrams or graphs.
- Write your name, centre number and candidate number in the boxes at the top of the page.
- Write your answer to each question in the space provided.
- Do **not** use an erasable pen. Do **not** use correction fluid or tape.
- Do **not** write on any bar codes.
- You may use a calculator.
- You should show all your working and use appropriate units.

**INFORMATION**

- The total mark for this paper is 30.
- The number of marks for each question or part question is shown in brackets [ ].
- The Periodic Table is printed in the question paper.
- Important values, constants and standards are printed in the question paper.

This document has **12** pages.

DC (LO) 370090
© Cambridge University Press & Assessment 2026

**[Turn over**

GradeMax



1 Solid mixture **X** contains **only** anhydrous calcium chloride, $CaCl_2$, and anhydrous calcium nitrate, $Ca(NO_3)_2$. An experiment is done to find the percentage by mass of $Ca(NO_3)_2$ in the mixture.

**step 1** Weigh an empty crucible. Add approximately 5 g of mixture **X** to the crucible.

**step 2** Reweigh the crucible with mixture **X**.

**step 3** Heat the crucible gently for one minute and then strongly for four minutes. The calcium nitrate decomposes.

$$2Ca(NO_3)_2(s) \rightarrow 2CaO(s) + 4NO_2(g) + O_2(g)$$

**step 4** Allow the crucible to cool. Reweigh the crucible and contents.

**(a)** Identify the piece of apparatus that should be used to support the crucible during heating in step 3.

..... [1]

**(b)** Suggest why heating is gentle at first in step 3.

..... [1]

**(c)** Give **one** reason why the heating should be done in a fume hood.

..... [1]

**(d)** The student carries out the experiment and obtains the results shown in Table 1.1.

**Table 1.1**

| | **mass / g** |
|---|---|
| mass of crucible | 12.74 |
| mass of crucible + contents before heating | 17.81 |
| mass of crucible + contents after heating | 16.53 |

**(i)** Use the data from Table 1.1 to calculate the amount, in mol, of $NO_2$ gas lost during heating.

amount of $NO_2$ lost = ..... mol [2]

© Cambridge University Press & Assessment 2026



DO NOT WRITE IN THIS MARGIN
DO NOT WRITE IN THIS MARGIN
DO NOT WRITE IN THIS MARGIN
DO NOT WRITE IN THIS MARGIN
DO NOT WRITE IN THIS MARGIN

GradeMax



**(ii)** Calculate the percentage error in the measurement of the mass of the crucible + contents before heating.

Show your working.

percentage error = ..... % [1]

**(iii)** Other than changing the apparatus, suggest how the percentage error in **1(d)(ii)** can be reduced.

..... [1]

**(e)** The experiment is repeated using 4.98 g of mixture **X**. In this experiment, 0.0223 mol of $NO_2$ gas is lost during heating.

Calculate the percentage by mass of $Ca(NO_3)_2$ in this sample of mixture **X**.

[$M_r$: $Ca(NO_3)_2$, 164.1]

percentage by mass of $Ca(NO_3)_2$ = ..... % [2]

**(f)** **(i)** Suggest **one** additional step that should be done to ensure that the $Ca(NO_3)_2$ has completely thermally decomposed.

..... [1]

**(ii)** State the effect on the percentage by mass of $Ca(NO_3)_2$ calculated in **1(e)** if the $Ca(NO_3)_2$ is **not** completely thermally decomposed. Explain your answer.

.....

..... [1]

DO NOT WRITE IN THIS MARGIN

© Cambridge University Press & Assessment 2026 

GradeMax



**(g)** A student wants to collect the $NO_2$ gas produced by the thermal decomposition of a sample of mixture **X** by cooling the gas mixture produced until the $NO_2$ condenses and the oxygen does **not**.

**Table 1.2**

| | melting point / °C | boiling point / °C |
|---|---|---|
| nitrogen dioxide | –11 | 21 |
| oxygen | –219 | –183 |

Complete Figure 1.1 to show a labelled diagram of the laboratory apparatus that could be used to prepare liquid $NO_2$ from mixture **X**.

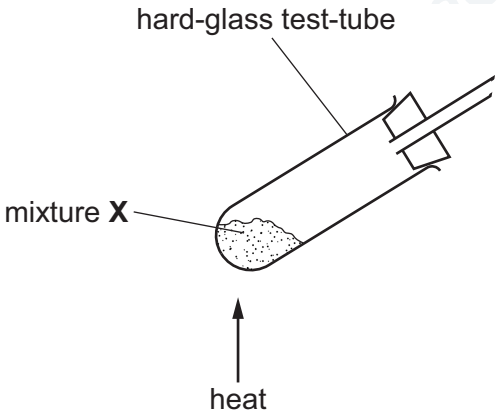


**Figure 1.1**

[2]

[Total: 13]

DO NOT WRITE IN THIS MARGIN
DO NOT WRITE IN THIS MARGIN
DO NOT WRITE IN THIS MARGIN
DO NOT WRITE IN THIS MARGIN
DO NOT WRITE IN THIS MARGIN

© Cambridge University Press & Assessment 2026 

GradeMax



**2** Ozone, $O_3(g)$, is a pollutant at ground level. Some experiments are done to determine the concentration of $O_3(g)$ in the air outside a school at different times of day.

The method involves bubbling a sample of air through a solution of acidified iodide ions, $I^-(aq)$. Any $O_3(g)$ in the sample of air reacts to form triiodide ions, $I_3^-(aq)$.

$$O_3(g) + 3I^-(aq) + 2H^+(aq) \rightarrow I_3^-(aq) + O_2(g) + H_2O(l)$$

When starch solution is added to the mixture, it forms a coloured complex with $I_3^-(aq)$ ions. The concentration of $I_3^-(aq)$ is found by colorimetry and the percentage of $O_3(g)$ in the air is determined.

A diagram of the colorimeter used is shown in Figure 2.1.

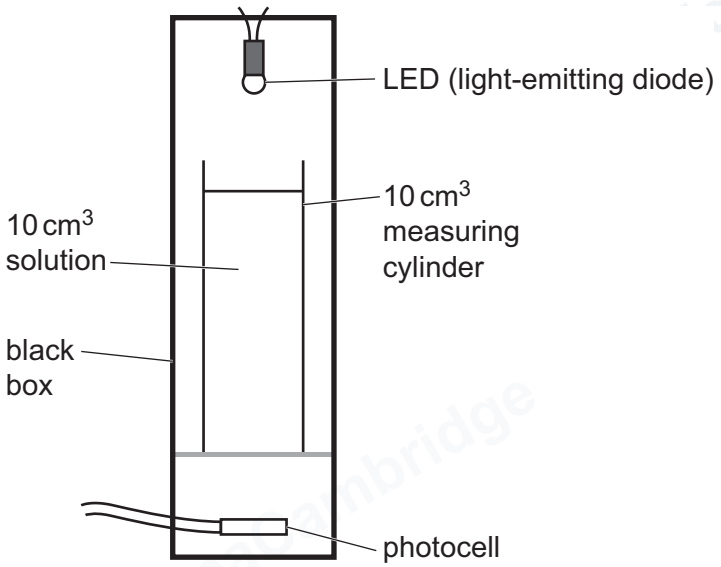


**Figure 2.1**

In the colorimeter, light from the LED passes through the solution in the measuring cylinder. Some of the light is absorbed by the complex containing starch and $I_3^-$ ions. The photocell is used to determine the absorbance of the solution in the measuring cylinder.

**(a)** Suggest **one** reason why the colorimeter must be enclosed in a black box.

.....

..... [1]

DO NOT WRITE IN THIS MARGIN
DO NOT WRITE IN THIS MARGIN
DO NOT WRITE IN THIS MARGIN
DO NOT WRITE IN THIS MARGIN
DO NOT WRITE IN THIS MARGIN

GradeMax



**(b)** To calibrate the colorimeter shown in Figure 2.1, five solutions of different known concentrations of $I_3^-$(aq) are prepared. For each solution, the following procedure is carried out.

**step 1** Place 15.0 $cm^3$ of $I_3^-$(aq) solution in a boiling tube.

**step 2** Add a few drops of starch solution to the boiling tube so that $I_3^-$(aq) ions form a coloured complex.

**step 3** Wait for ten minutes.

**step 4** Transfer 10.0 $cm^3$ of solution from the boiling tube to a 10 $cm^3$ measuring cylinder.

**step 5** Place the measuring cylinder into the colorimeter.

**step 6** Switch on the LED and record the resistance of the photocell.

The known concentrations of $I_3^-$(aq) used and the resistance readings of the photocell, $R_s$, are shown in Table 2.1.

The absorbance, $A$, of each solution is calculated using equation 1.

equation 1 $A = \log (R_s / R_0)$

$R_0$ is the resistance measured in a control experiment. The value of $R_0$ in this experiment is 4.85 kΩ.

**Table 2.1**

| **concentration of $I_3^-$(aq) / mol $dm^{-3}$** | **resistance of photocell, $R_s$ / kΩ** | **absorbance, $A$** |
|---|---|---|
| $3.60 \times 10^{-6}$ | 33.46 | |
| $2.94 \times 10^{-6}$ | 23.42 | |
| $2.20 \times 10^{-6}$ | 16.01 | |
| $1.52 \times 10^{-6}$ | 9.68 | |
| $7.90 \times 10^{-7}$ | 7.50 | |

**(i)** Complete Table 2.1.
Record your values to **three** significant figures. [1]

**(ii)** Suggest what was placed in the measuring cylinder in Figure 2.1 to obtain the value for $R_0$.

..... [1]

**(iii)** State the independent variable.

..... [1]

**(iv)** Use the results from Table 2.1 to plot a graph on the grid in Figure 2.2 to show the relationship between absorbance, $A$, and the concentration of $I_3^-$(aq). Use a cross (×) to plot each data point. Draw a line of best fit. [2]

© Cambridge University Press & Assessment 2026 

DO NOT WRITE IN THIS MARGIN DO NOT WRITE IN THIS MARGIN DO NOT WRITE IN THIS MARGIN DO NOT WRITE IN THIS MARGIN DO NOT WRITE IN THIS MARGIN

GradeMax



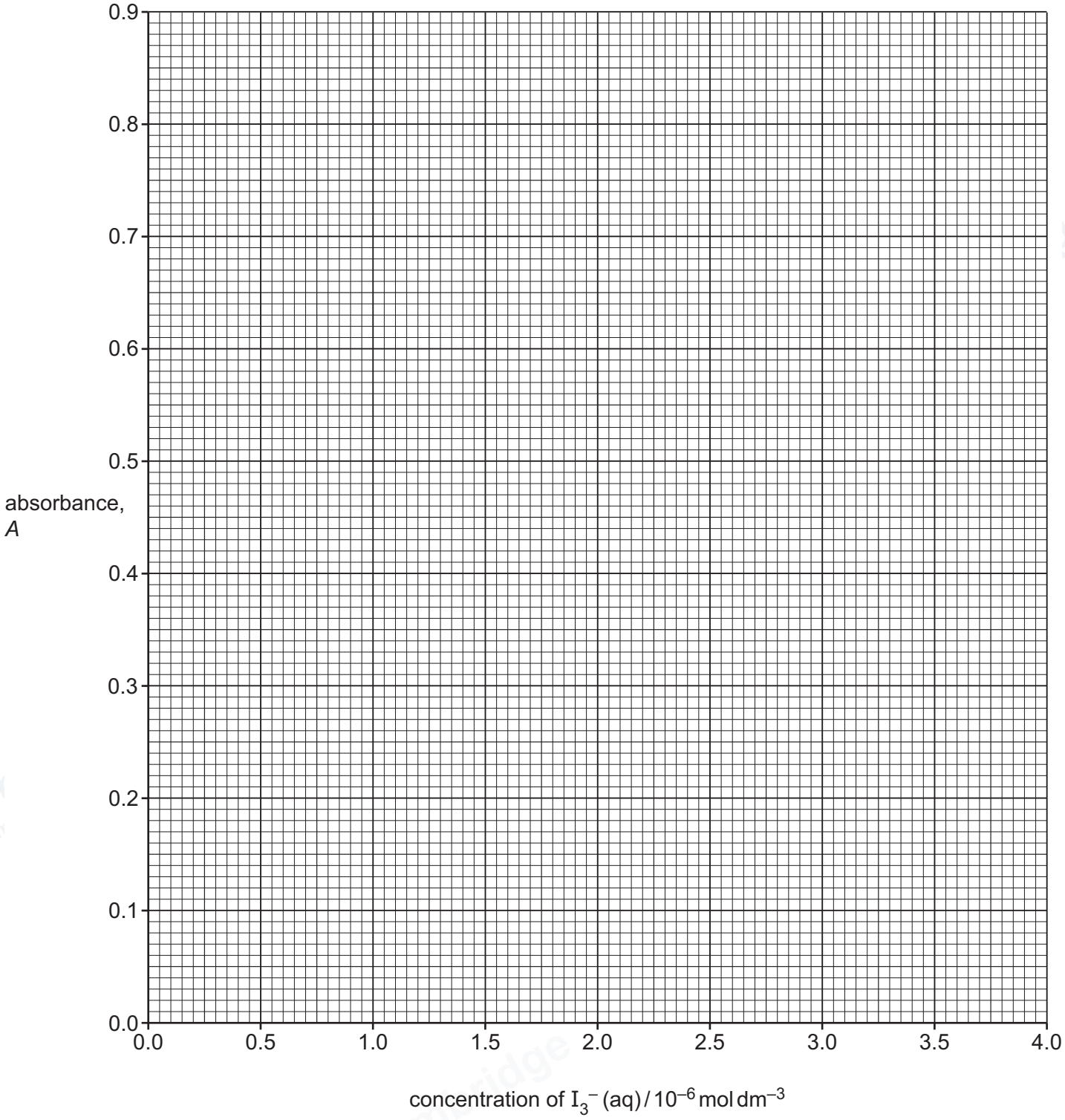


**Figure 2.2**

**(v)** Circle the most anomalous point on the graph in Figure 2.2.
Suggest **one** reason to explain the anomalous point you have circled.
Assume no error was made in preparing the $I_3^-$(aq) solution.

..... [1]

DO NOT WRITE IN THIS MARGIN
DO NOT WRITE IN THIS MARGIN
DO NOT WRITE IN THIS MARGIN
DO NOT WRITE IN THIS MARGIN
DO NOT WRITE IN THIS MARGIN

© Cambridge University Press & Assessment 2026 

GradeMax



**(c)** The following procedure is used to determine the concentration of $O_3(g)$ in each sample of air.

**step 1** Bubble air through a boiling tube containing 15.0 $cm^3$ of acidified aqueous iodide ions, $I^-(aq)$, for 30 minutes, as shown in Figure 2.3.

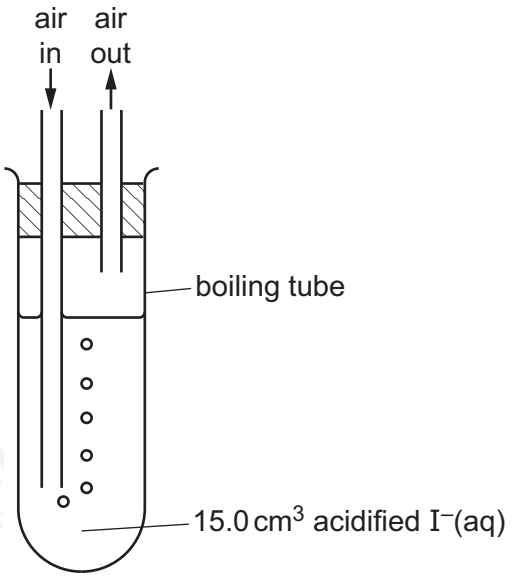


**Figure 2.3**

Repeat steps 2–6 from the procedure in **2(b)**.

**(i)** Suggest a reason for waiting ten minutes after the starch solution is added (step 3).

..... [1]

**(ii)** Identify the most appropriate piece of apparatus to transfer 10.0 $cm^3$ of the solution from the boiling tube to a 10 $cm^3$ measuring cylinder (step 4).

..... [1]

DO NOT WRITE IN THIS MARGIN
DO NOT WRITE IN THIS MARGIN
DO NOT WRITE IN THIS MARGIN
DO NOT WRITE IN THIS MARGIN
DO NOT WRITE IN THIS MARGIN

© Cambridge University Press & Assessment 2026 

GradeMax



**(iii)** A student follows the procedure and measures the photocell resistance, $R_s$, as 21.17 kΩ.

Use this information and your graph in Figure 2.2 to find the concentration, in mol dm$^{-3}$, of $I_3^-$(aq).

concentration of $I_3^-$(aq) = ..... mol dm$^{-3}$ [2]

**(iv)** Use your answer to **2(c)(iii)** to calculate the amount, in mol, of $O_3$(g) in the air bubbled through the boiling tube.

amount of $O_3$(g) = ..... mol [1]

**(v)** In step 1 in **2(c)**, the volume of air bubbled through the boiling tube in 30 minutes is 7500 cm$^3$.

Use your answer to **2(c)(iv)** to calculate the concentration, in mol dm$^{-3}$, of $O_3$(g) in the air.

[If you were unable to determine an answer to **2(c)(iv)**, then use amount of $O_3$(g) as $3.23 \times 10^{-8}$ mol. This may **not** be the correct answer.]

concentration of $O_3$(g) = ..... mol dm$^{-3}$ [1]

DO NOT WRITE IN THIS MARGIN
DO NOT WRITE IN THIS MARGIN
DO NOT WRITE IN THIS MARGIN
DO NOT WRITE IN THIS MARGIN
DO NOT WRITE IN THIS MARGIN

© Cambridge University Press & Assessment 2026

GradeMax



**(vi)** A student draws the line of best fit on the calibration graph that has a gradient which is too low.

State the effect, if any, on the calculated value for the concentration of $O_3(g)$. Explain your answer.

.....

..... [1]

**(vii)** The procedure is repeated at different times of day. The resistances of the photocell are shown in Table 2.2.

**Table 2.2**

| time of day | resistance of photocell, $R_s$ / kΩ |
|---|---|
| 08:00 | 9.87 |
| 12:00 | 13.66 |

The total percentage error of each of the resistance readings is determined to be 14.0%. Use this value and the data from Table 2.2 to determine whether the difference in the readings at 08:00 and 12:00 can be accounted for by measurement error or whether there is a difference in the concentration of $O_3(g)$ in the air.

Show your working.

..... [1]

**(viii)** The procedure is repeated using a different type of 10 $cm^3$ measuring cylinder. The 10 $cm^3$ measuring cylinder used is narrower and taller than that used in the first experiment.

State the effect, if any, this would have on the value obtained for the resistance of the photocell, $R_s$. Explain your answer.

.....

..... [1]

**(ix)** The procedure is repeated but air is bubbled for more than 30 minutes in step 1.

Suggest **one** reason why it is better to bubble air through the solution for longer.

..... [1]

[Total: 17]

© Cambridge University Press & Assessment 2026 



DO NOT WRITE IN THIS MARGIN

GradeMax



## Important values, constants and standards

| | |
|---|---|
| molar gas constant | $R = 8.31\,\text{J K}^{-1}\,\text{mol}^{-1}$ |
| Faraday constant | $F = 9.65 \times 10^{4}\,\text{C mol}^{-1}$ |
| Avogadro constant | $L = 6.022 \times 10^{23}\,\text{mol}^{-1}$ |
| electronic charge | $e = -1.60 \times 10^{-19}\,\text{C}$ |
| molar volume of gas | $V_m = 22.4\,\text{dm}^3\,\text{mol}^{-1}$ at s.t.p. (101 kPa and 273 K)<br>$V_m = 24.0\,\text{dm}^3\,\text{mol}^{-1}$ at room conditions |
| ionic product of water | $K_w = 1.00 \times 10^{-14}\,\text{mol}^2\,\text{dm}^{-6}$ (at 298 K (25 °C)) |
| specific heat capacity of water | $c = 4.18\,\text{kJ kg}^{-1}\,\text{K}^{-1}$ ($4.18\,\text{J g}^{-1}\,\text{K}^{-1}$) |

DO NOT WRITE IN THIS MARGIN
DO NOT WRITE IN THIS MARGIN
DO NOT WRITE IN THIS MARGIN
DO NOT WRITE IN THIS MARGIN
DO NOT WRITE IN THIS MARGIN

Permission to reproduce items where third-party owned material protected by copyright is included has been sought and cleared where possible. Every reasonable effort has been made by the publisher (Cambridge University Press & Assessment) to trace copyright holders, but if any items requiring clearance have unwittingly been included, the publisher will be pleased to make amends at the earliest possible opportunity.

To avoid the issue of disclosure of answer-related information to candidates, all copyright acknowledgements are reproduced online in our Copyright Acknowledgements Booklet. This is produced for each series of examinations and is freely available to download at www.cambridgeinternational.org after the live examination series.

Cambridge International Education is the name of our awarding body and a part of Cambridge University Press & Assessment, which is a department of the University of Cambridge.

© Cambridge University Press & Assessment 2026 

© Cambridge University Press & Assessment 2026



## The Periodic Table of Elements

| Group 1 | 2 | | | | | | | | | | | 13 | 14 | 15 | 16 | 17 | 18 |
|---|---|---|---|---|---|---|---|---|---|---|---|---|---|---|---|---|---|
| | | | | | | | 1 H hydrogen 1.0 | | | | | | | | | | 2 He helium 4.0 |
| 3 Li lithium 6.9 | 4 Be beryllium 9.0 | | | | | | | | | | | 5 B boron 10.8 | 6 C carbon 12.0 | 7 N nitrogen 14.0 | 8 O oxygen 16.0 | 9 F fluorine 19.0 | 10 Ne neon 20.2 |
| 11 Na sodium 23.0 | 12 Mg magnesium 24.3 | 3 | 4 | 5 | 6 | 7 | 8 | 9 | 10 | 11 | 12 | 13 Al aluminium 27.0 | 14 Si silicon 28.1 | 15 P phosphorus 31.0 | 16 S sulfur 32.1 | 17 Cl chlorine 35.5 | 18 Ar argon 39.9 |
| 19 K potassium 39.1 | 20 Ca calcium 40.1 | 21 Sc scandium 45.0 | 22 Ti titanium 47.9 | 23 V vanadium 50.9 | 24 Cr chromium 52.0 | 25 Mn manganese 54.9 | 26 Fe iron 55.8 | 27 Co cobalt 58.9 | 28 Ni nickel 58.7 | 29 Cu copper 63.5 | 30 Zn zinc 65.4 | 31 Ga gallium 69.7 | 32 Ge germanium 72.6 | 33 As arsenic 74.9 | 34 Se selenium 79.0 | 35 Br bromine 79.9 | 36 Kr krypton 83.8 |
| 37 Rb rubidium 85.5 | 38 Sr strontium 87.6 | 39 Y yttrium 88.9 | 40 Zr zirconium 91.2 | 41 Nb niobium 92.9 | 42 Mo molybdenum 95.9 | 43 Tc technetium – | 44 Ru ruthenium 101.1 | 45 Rh rhodium 102.9 | 46 Pd palladium 106.4 | 47 Ag silver 107.9 | 48 Cd cadmium 112.4 | 49 In indium 114.8 | 50 Sn tin 118.7 | 51 Sb antimony 121.8 | 52 Te tellurium 127.6 | 53 I iodine 126.9 | 54 Xe xenon 131.3 |
| 55 Cs caesium 132.9 | 56 Ba barium 137.3 | 57–71 lanthanoids | 72 Hf hafnium 178.5 | 73 Ta tantalum 180.9 | 74 W tungsten 183.8 | 75 Re rhenium 186.2 | 76 Os osmium 190.2 | 77 Ir iridium 192.2 | 78 Pt platinum 195.1 | 79 Au gold 197.0 | 80 Hg mercury 200.6 | 81 Tl thallium 204.4 | 82 Pb lead 207.2 | 83 Bi bismuth 209.0 | 84 Po polonium – | 85 At astatine – | 86 Rn radon – |
| 87 Fr francium – | 88 Ra radium – | 89–103 actinoids | 104 Rf rutherfordium – | 105 Db dubnium – | 106 Sg seaborgium – | 107 Bh bohrium – | 108 Hs hassium – | 109 Mt meitnerium – | 110 Ds darmstadtium – | 111 Rg roentgenium – | 112 Cn copernicium – | 113 Nh nihonium – | 114 Fl flerovium – | 115 Mc moscovium – | 116 Lv livermorium – | 117 Ts tennessine – | 118 Og oganesson – |

**Key**

atomic number
**atomic symbol**
name
relative atomic mass

| | | | | | | | | | | | | | | | |
|---|---|---|---|---|---|---|---|---|---|---|---|---|---|---|---|
| lanthanoids | 57 La lanthanum 138.9 | 58 Ce cerium 140.1 | 59 Pr praseodymium 140.9 | 60 Nd neodymium 144.2 | 61 Pm promethium – | 62 Sm samarium 150.4 | 63 Eu europium 152.0 | 64 Gd gadolinium 157.3 | 65 Tb terbium 158.9 | 66 Dy dysprosium 162.5 | 67 Ho holmium 164.9 | 68 Er erbium 167.3 | 69 Tm thulium 168.9 | 70 Yb ytterbium 173.1 | 71 Lu lutetium 175.0 |
| actinoids | 89 Ac actinium – | 90 Th thorium 232.0 | 91 Pa protactinium 231.0 | 92 U uranium 238.0 | 93 Np neptunium – | 94 Pu plutonium – | 95 Am americium – | 96 Cm curium – | 97 Bk berkelium – | 98 Cf californium – | 99 Es einsteinium – | 100 Fm fermium – | 101 Md mendelevium – | 102 No nobelium – | 103 Lr lawrencium – |



DO NOT WRITE IN THIS MARGIN DO NOT WRITE IN THIS MARGIN DO NOT WRITE IN THIS MARGIN DO NOT WRITE IN THIS MARGIN DO NOT WRITE IN THIS MARGIN

GradeMax