GradeMax

Cambridge International AS & A Level

Cambridge International Examinations
Cambridge International Advanced Subsidiary and Advanced Level

CANDIDATE NAME

CENTRE NUMBER

CANDIDATE NUMBER

COMPUTER SCIENCE **9608/22**

Paper 2 Fundamental Problem-solving and Programming Skills **May/June 2018**

2 hours

Candidates answer on the Question Paper.

No Additional Materials are required.

No calculators allowed.

READ THESE INSTRUCTIONS FIRST

Write your Centre number, candidate number and name in the spaces at the top of this page.
Write in dark blue or black pen.
You may use an HB pencil for any diagrams, graphs or rough working.
Do not use staples, paper clips, glue or correction fluid.
DO **NOT** WRITE IN ANY BARCODES.

Answer **all** questions.
No marks will be awarded for using brand names of software packages or hardware.

At the end of the examination, fasten all your work securely together.
The number of marks is given in brackets [ ] at the end of each question or part question.

The maximum number of marks is 75.

This document consists of **16** printed pages.

DC (NF/JG) 146141/3
© UCLES 2018

CAMBRIDGE International Examinations

1 **(a)** A farm has a number of greenhouses used to grow vegetables. Each greenhouse has a different identification number. A program is needed to store temperature information for each greenhouse throughout the day.

Give a suitable **identifier name** for each of the data items.

Description of data item	Suitable identifier name
The temperature inside the greenhouse	
The temperature outside the greenhouse	
The greenhouse identification number	
The time of the temperature measurements	

[4]

(b) **(i)** Program variables have values as follows:

Variable	Value
`Mark`	`60`
`Subject`	`"Computer Science"`
`Grade`	`'B'`
`CourseCompleted`	`TRUE`
`AverageMark`	`49.5`

Evaluate each expression in the following table.

If an expression is invalid, write ERROR.

For the built-in functions list, refer to the **Appendix** on page 16.

Expression	Evaluates to
`"Fas" & MID(Subject, 6, 3)`	
`LEFT(Mark, 1)`	
`10 + ASC(Grade)`	
`MOD(AverageMark * 2, 3)`	
`CourseCompleted AND (Mark >= 60)`	

[5]

© UCLES 2018

(ii) Programming languages support different data types.

Give an appropriate data type for each of these variables from **part (b)(i)**.

Variable	Data type
`Mark`	
`Subject`	
`Grade`	
`CourseCompleted`	
`AverageMark`	

[5]

2 The following is a function design in pseudocode.

Line numbers are given for reference only.

```
01  FUNCTION CountDigits(InString : STRING) RETURNS CHAR
02
03  DECLARE nc : CHAR
04  DECLARE c : INTEGER
05  DECLARE n : INTEGER
06
07
08  c ← 0
09  n ← LENGTH(InString)   // get number of characters for loop
10
11  WHILE n > 0            // repeat until no more characters left
12
13  nc ← LEFT(InString,1)
14  n ← n - 1
15  InString ← RIGHT(InString,n)  // remove first character
16
17  IF (nc < '0') OR (nc > '9')
18  THEN
19  // do nothing
20  ELSE
21  c ← c + 1
22  ENDIF
23
24  ENDWHILE
25
26  RETURN c
27
28  ENDFUNCTION
```

(a) (i) This pseudocode includes features that make it easier to read and understand.

State **two** such features.

Feature 1 .....

Feature 2 .....

[2]

(ii) State **two** additional features that should be used to make this pseudocode easier to read and understand.

Feature 1 .....

Feature 2 .....

[2]

GradeMax

(b) Study the function `CountDigits()`. Identify the features of the function in the following table.

Feature	Answer
A line number containing an example of an assignment statement	
A line number containing the start of a 'pre-condition' loop	
A line number containing the end of a 'pre-condition' loop	
A line number containing the start of a selection statement	
The number of parameters passed to the `LEFT()` function	
The Boolean operator used	
The number of times the function `LEFT()` is called from within `CountDigits()` resulting from the call: `Result ← CountDigits("AB27C4")`	
The number of local variables	

[8]

(c) **(i)** There is a mistake in the pseudocode that would produce a data type mismatch error if a programmer were to write similar program code.

Describe this mistake and how it may be corrected.

.....

.....

.....

..... [2]

(ii) Lines 17 to 22 of the pseudocode could be written in a simplified form.

Re-write the lines in a simplified form.

.....

.....

.....

.....

.....

.....

.....

..... [4]

© UCLES 2018

[Turn over

3 A chocolate factory produces bars of chocolate. A computer program controls the process.

The weight of each bar is stored in an array, `BarWeight`. The array contains 100 elements, representing the weights of 100 bars that make up one shipping box.

A procedure, `CheckWeight()`, is required to:

1. examine each array element and count how many times the weight has exceeded `MaxWeight`
2. compare the count obtained with a limit value, `Threshold`. Call procedure `ServiceCheck()` if the count exceeds the `Threshold`
3. output a message if the count does not exceed the `Threshold`. For example:

```
"ShippingBox OK – maximum weight exceeded 3 times."
```

Draw a program flowchart on the next page to represent the algorithm for the `CheckWeight()` procedure.

Assume that:

- the array contains 100 valid weight values and the first element is `BarWeight[1]`
- `MaxWeight`, `Threshold` and `BarWeight` are global variables.

Variable declarations are not required in program flowcharts.

© UCLES 2018

GradeMax

[10]

GradeMax

Question 4 begins on the next page.

4 The structure chart shows part of the design of a program for an online shopping system.

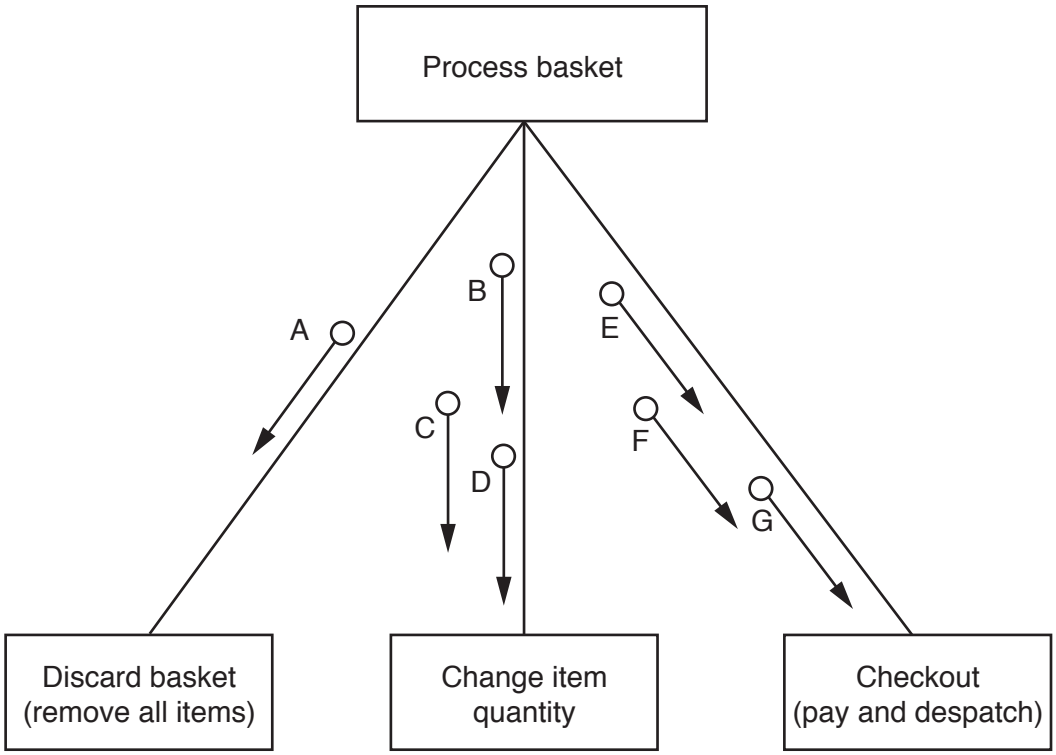

(a) (i) Draw on the chart to show the following facts.

- Each of the modules at the lower level returns a Boolean parameter, X.
- Process basket will call only one of the modules shown at the lower level.

[2]

(ii) The parameters A to G shown on the chart will be used to pass the following information.

```
PaymentDetails
Quantity
BasketID
DeliveryAddress
ItemID
```

Complete the following table to show the parameter and the information it represents.

Parameter	Information
A	
B	
C	
D	
E	
F	
G	

[3]

5 A golf club holds information about its members. When a member completes a round of golf, their score is stored along with their membership number and the date of the round.

A program is to be written to store and process the score information. The information to be stored is formed into a string as follows:

```
<MembershipNumber><Date><Score>
```

(a) The program designer considers storing the strings in either a 1D array, `RoundScore` or as a separate variable for each round, for example, `RoundScore01`, `RoundScore02`, `RoundScore03` and so on.

Describe **two** advantages of storing the strings in a 1D array rather than as separate variables.

Advantage 1 .....

.....

Advantage 2 .....

.....

[2]

(b) A procedure, `AddNewScores()` is being developed. The procedure will be coded using an Integrated Development Environment (IDE).

Name **two** features provided by an IDE that assist in the **initial detection of errors** in the procedure.

Feature 1 .....

.....

Feature 2 .....

.....

[2]

© UCLES 2018

GradeMax

(c) The program needs a function, `GetNumber()`, to return a valid membership number. A valid membership number is a four-digit numeric string between "1111" and "9999".

The structured English representing the algorithm for this function is as follows:

1. Prompt and input a membership number.
2. Validate the membership number.
3. Repeat from step 1 if the membership number is invalid.
4. Return the valid membership number as a string.

An example of the function call in pseudocode is:

```
MembershipNumber ← GetNumber()
```

Write **program code** for the `GetNumber()` function.

Visual Basic and Pascal: You should include the declaration statements for variables.
Python: You should show a comment statement for each variable used with its data type.

Programming language .....

Program code

.....

.....

.....

.....

.....

.....

.....

.....

.....

.....

.....

.....

.....

.....

.....

.....

..... [4]

GradeMax

(d) The program designer decides to store the strings from **part (a)** in a text file, `ScoreDetails.txt`

Each string is formatted as follows:

```
<MembershipNumber><Date><Score>
```

- `MembershipNumber` is a four-digit numeric string between `"1111"` and `"9999"`.
- `Date` is a six-digit numeric string in the format DDMMYY, for example `"040716"`.
- `Score` is a two-digit numeric string in the range `"50"` to `"99"`.

A procedure `OutputLowestScore()` is required to output the lowest score for an individual member.

Assume that there is at least one string stored for each member.

The program needs a procedure, `OutputLowestScore()`, to process the `ScoreDetails.txt` file and output the lowest score for an individual member.

1. Use the `GetNumber()` function to obtain a valid membership number.
2. Search the `ScoreDetails.txt` file for the lowest score for that member.
3. Output a message giving the lowest score for that member and the date of the round. For example: `"The lowest score was 66 on 300917"`

Write **program code** for the `OutputLowestScore()` procedure.

Visual Basic and Pascal: You should include the declaration statements for variables.
Python: You should show a comment statement for each variable used with its data type.

Programming language .....

Program code

.....

.....

.....

.....

.....

.....

.....

.....

.....

.....

.....

.....

.....

© UCLES 2018

.....

.....

.....

.....

.....

.....

.....

.....

.....

.....

.....

.....

.....

.....

.....

.....

.....

.....

..... [10]

© UCLES 2018

6 **(a)** Individual elements in a 1D array are referenced using an integer value that is used as the subscript to the array.

Give the technical terms for the minimum and maximum values the subscript may take.

Minimum value .....

Maximum value .....
[2]

(b) A 2D array, `Picture`, contains data representing a bitmap image. Each element of the array represents one pixel of the image. The image is grey-scale encoded where the value of each pixel ranges from 0 (representing black) to 255 (representing white) with intermediate values representing different levels of grey.

A graphics program needs a procedure, `Flip()`, to flip (reflect) the image. An example of an image before and after the function is:

Before flip



After flip



The values contained in the 2D array before the flip are as follows:

Data values

80	80	255	80	80	255	80	80
80	80	255	80	80	255	80	80
255	80	120	120	120	120	255	80
255	80	255	255	255	255	80	80
255	80	120	120	120	120	80	80

In pseudocode, the array is declared as follows:

```
DECLARE Picture : ARRAY[1:5, 1:8] OF INTEGER
```

© UCLES 2018

15

Write **pseudocode** to implement the `Flip()` procedure.

Assume that `Picture` is a global variable.

.....

.....

.....

GradeMax

Appendix

Built-in functions (pseudocode)

Each function returns an error if the function call is not properly formed.

`MID(ThisString : STRING, x : INTEGER, y : INTEGER) RETURNS STRING`
returns a string of length `y` starting at position `x` from `ThisString`

Example: `MID("ABCDEFGH", 2, 3)` returns string `"BCD"`

`LENGTH(ThisString : STRING) RETURNS INTEGER`
returns the integer value representing the length of string `ThisString`

Example: `LENGTH("Happy Days")` returns `10`

`LEFT(ThisString : STRING, x : INTEGER) RETURNS STRING`
returns leftmost `x` characters from `ThisString`

Example: `LEFT("ABCDEFGH", 3)` returns string `"ABC"`

`RIGHT(ThisString : STRING, x : INTEGER) RETURNS STRING`
returns rightmost `x` characters from `ThisString`

Example: `RIGHT("ABCDEFGH", 3)` returns string `"FGH"`

`ASC(ThisChar : CHAR) RETURNS INTEGER`
returns the ASCII value of character `ThisChar`

Example: `ASC('A')` returns `65`

`MOD(ThisNum : INTEGER, ThisDiv : INTEGER) RETURNS INTEGER`
returns the integer value representing the remainder when `ThisNum` is divided by `ThisDiv`

Example: `MOD(10,3)` returns `1`

Operators (pseudocode)

Operator	Description
`&`	Concatenates (joins) two strings Example: `"Summer" & " " & "Pudding"` produces `"Summer Pudding"`
`AND`	Performs a logical `AND` on two Boolean values Example: `TRUE AND FALSE` produces `FALSE`
`OR`	Performs a logical `OR` on two Boolean values Example: `TRUE OR FALSE` produces `TRUE`

Permission to reproduce items where third-party owned material protected by copyright is included has been sought and cleared where possible. Every reasonable effort has been made by the publisher (UCLES) to trace copyright holders, but if any items requiring clearance have unwittingly been included, the publisher will be pleased to make amends at the earliest possible opportunity.

To avoid the issue of disclosure of answer-related information to candidates, all copyright acknowledgements are reproduced online in the Cambridge International Examinations Copyright Acknowledgements Booklet. This is produced for each series of examinations and is freely available to download at www.cie.org.uk after the live examination series.

Cambridge International Examinations is part of the Cambridge Assessment Group. Cambridge Assessment is the brand name of University of Cambridge Local Examinations Syndicate (UCLES), which is itself a department of the University of Cambridge.

© UCLES 2018