

Please check the examination details below before entering your candidate information

Candidates surname					Other names				
Centre Number					Candidate Number				
<input type="text"/>	<input type="text"/>	<input type="text"/>	<input type="text"/>	<input type="text"/>	<input type="text"/>	<input type="text"/>	<input type="text"/>	<input type="text"/>	<input type="text"/>

**Pearson Edexcel International Advanced Level**

Time 1 hour 20 minutes

Paper reference **WCH13/01**

**Chemistry**

**International Advanced Subsidiary/Advanced Level**

**UNIT 3: Practical Skills in Chemistry I**

**You must have:**  
Scientific calculator, ruler

Total Marks

### Instructions

- Use **black** ink or ball-point pen.
- **Fill in the boxes** at the top of this page with your name, centre number and candidate number.
- Answer **all** questions.
- Answer the questions in the spaces provided  
– *there may be more space than you need.*

### Information

- The total mark for this paper is 50.
- The marks for **each** question are shown in brackets  
– *use this as a guide as to how much time to spend on each question.*
- You will be assessed on your ability to organise and present information, ideas, descriptions and arguments clearly and logically, including your use of grammar, punctuation and spelling.
- A Periodic Table is printed on the back cover of this paper.

### Advice

- Read each question carefully before you start to answer it.
- Show all your working in calculations and include units where appropriate.
- Try to answer every question.
- Check your answers if you have time at the end.

Turn over ►

P71862A

©2022 Pearson Education Ltd.

B:1/1/1/1/



Pearson

**Answer ALL the questions. Write your answers in the spaces provided.**

**1** (a) In the test for sulfate ions, an acid is added, followed by aqueous barium chloride.

(i) Give a reason why the mixture needs to be acidified.

(1)

(ii) Identify, by name or formula, a **suitable** acid. Justify your answer.

(2)

(iii) A student is given a sample of white crystals to test for sulfate ions.

Describe how the test should be carried out, including the positive result.

(2)

DO NOT WRITE IN THIS AREA

DO NOT WRITE IN THIS AREA

DO NOT WRITE IN THIS AREA



(b) A student is given a solid known to be either sodium bromide or barium chloride.

- (i) State the test you would carry out on separate solid samples of sodium bromide and barium chloride to show the **cations** present. Include the positive result for each cation.

(3)

- (ii) State the test you would carry out on separate solutions of sodium bromide and barium chloride to show the **anions** present. Include the positive result for each anion.

(3)

(Total for Question 1 = 11 marks)

DO NOT WRITE IN THIS AREA

DO NOT WRITE IN THIS AREA

DO NOT WRITE IN THIS AREA



- 2 Some antacid medications to treat acid indigestion contain magnesium carbonate,  $\text{MgCO}_3$ .

A student investigates how much magnesium carbonate is in an antacid tablet.

**Procedure**

- crush a 1.30 g tablet to form a powder
- add the powder to  $75.0 \text{ cm}^3$  of  $0.200 \text{ mol dm}^{-3}$  sulfuric acid
- stir the mixture until the reaction is complete
- make up to  $250.0 \text{ cm}^3$  with distilled water
- titrate  $25.0 \text{ cm}^3$  samples of the solution against  $0.0250 \text{ mol dm}^{-3}$  NaOH to determine the number of moles of sulfuric acid that did not react.

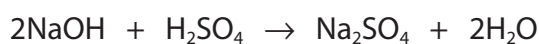
The results are shown.

Burette reading	Rough	1	2	3
Final reading / $\text{cm}^3$	13.45	25.60	37.85	12.35
Initial reading / $\text{cm}^3$	0.00	13.45	25.60	0.15
Titre / $\text{cm}^3$				

- (a) (i) Complete the table. (1)

- (ii) Calculate the mean titre for the titration. (1)

- (b) The equation for the titration reaction is



- (i) Calculate the number of moles of sulfuric acid that reacted with the sodium hydroxide in the mean titre, using your answer from (a)(ii). (2)

DO NOT WRITE IN THIS AREA

DO NOT WRITE IN THIS AREA

DO NOT WRITE IN THIS AREA



- (ii) Calculate the total number of moles of sulfuric acid used at the start of the experiment. (1)

- (iii) Calculate the percentage of magnesium carbonate in the antacid tablet, using your answers to (b)(i) and (b)(ii). You **must** show all your working. (4)



[ $M_r$   $\text{MgCO}_3 = 84.3$     Mass of tablet = 1.30 g]

- (c) (i) Give **one** possible reason for carrying out a rough titration. (1)

.....

.....

- (ii) Phenolphthalein indicator was used in the titration.  
State the colour change seen at the end-point. (2)

From ..... to .....

(Total for Question 2 = 12 marks)

DO NOT WRITE IN THIS AREA


DO NOT WRITE IN THIS AREA

DO NOT WRITE IN THIS AREA



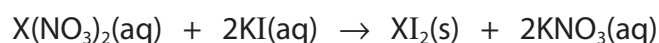
**3** Precipitation reactions can be used to determine the formulae of compounds.

A bottle has a torn label which shows that it contains a nitrate with the formula  $X(\text{NO}_3)_2$ .

**Procedure**

- a technician dissolved a sample of 12.41 g of the nitrate in deionised water to make  $100\text{ cm}^3$  of solution
- the technician pipetted  $5.0\text{ cm}^3$  of  $1.50\text{ mol dm}^{-3}$  potassium iodide into each of a series of test tubes
- each test tube then had a volume of the nitrate solution added to it as shown in the table
- a cloudy yellow solution formed, and the precipitate was allowed to settle
- the height of the precipitate was then measured.

The equation for the reaction is



DO NOT WRITE IN THIS AREA

DO NOT WRITE IN THIS AREA

DO NOT WRITE IN THIS AREA

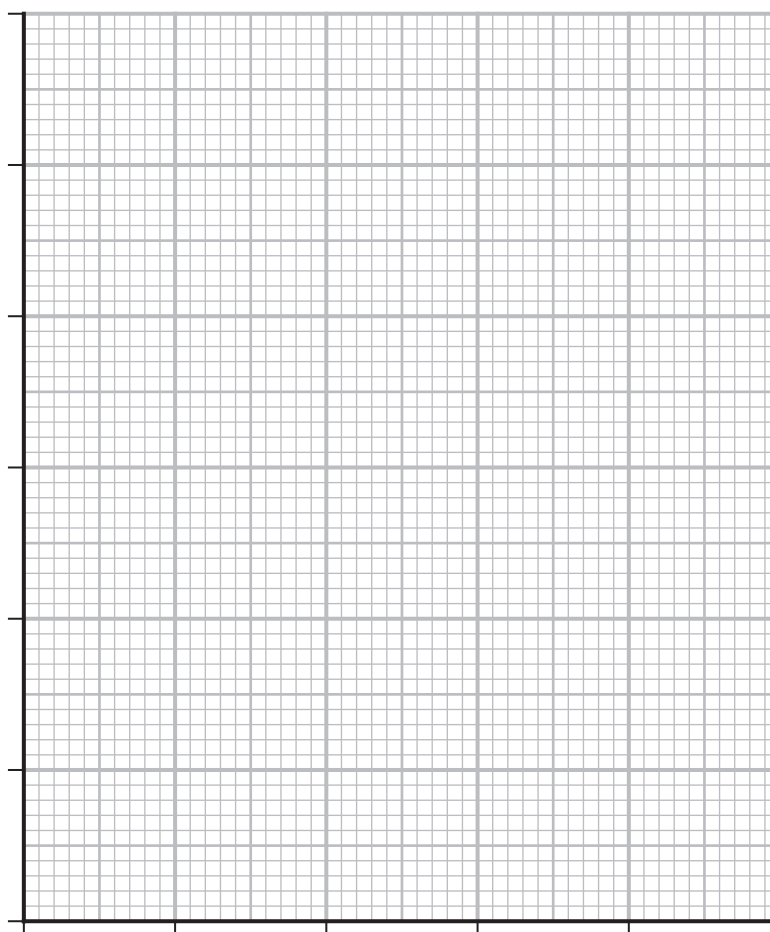


The results of the experiment are shown.

Volume of $X(NO_3)_2$ solution added / $cm^3$	Height of precipitate / mm
0	0
4	4
8	8
12	10
16	11
20	10

(a) (i) Plot the data on the grid.

(2)



(ii) State why the height of the precipitate becomes approximately constant. (1)

DO NOT WRITE IN THIS AREA

(b) (i) Determine the minimum volume of nitrate solution needed to react completely with  $5.0 \text{ cm}^3$  of potassium iodide solution. You must show your working on the graph. (2)

(ii) Calculate the number of moles of potassium iodide in each test tube. (1)

(iii) Calculate the concentration of the metal nitrate solution in  $\text{g dm}^{-3}$  using the information given in the procedure. (1)

(iv) Identify X by using your answers to (b)(i), (b)(ii) and (b)(iii) to determine the  $M_r$  of the metal nitrate. You **must** show all your working. (4)

DO NOT WRITE IN THIS AREA

DO NOT WRITE IN THIS AREA



- (v) Deduce the **ionic** equation for the formation of  $XI_2$ , using your answer to (b)(iv).

Include state symbols in your answer.

(1)


- (c) Suggest why some of the precipitate heights may be above the maximum height expected. Assume there were no measurement errors.

(1)

- (d) The metal nitrate is toxic.

Draw the hazard symbol that should be displayed on the bottle.

(1)



(Total for Question 3 = 14 marks)

DO NOT WRITE IN THIS AREA

DO NOT WRITE IN THIS AREA

DO NOT WRITE IN THIS AREA



- 4 Propan-1-ol, propan-2-ol and 2-methylpropan-2-ol are all alcohols commonly used in school laboratories.

Acidified potassium dichromate(VI) is used to oxidise alcohols.

- (a) State the colour change seen when an alcohol is oxidised with acidified potassium dichromate(VI).

(2)

- (b) Draw a labelled diagram of the apparatus that is required to prepare and collect a sample of propanal by heating propan-1-ol with acidified potassium dichromate(VI).

(4)

- (c) An electric heater may be used to heat a sample of an alcohol with acidified potassium dichromate(VI).

- (i) State why an electric heater should be used rather than a Bunsen burner to heat these reaction mixtures.

(1)

DO NOT WRITE IN THIS AREA

DO NOT WRITE IN THIS AREA

DO NOT WRITE IN THIS AREA



(ii) State why there is no reaction when 2-methylpropan-2-ol is heated with acidified potassium dichromate(VI).

(1)

(iii) Identify, by name or formula, **all** the possible oxidation **products** of propan-1-ol and propan-2-ol.

(1)

(iv) Give a **further** chemical test and the positive result for each of the oxidation products of **propan-1-ol**.

(4)

(Total for Question 4 = 13 marks)

TOTAL FOR PAPER = 50 MARKS

DO NOT WRITE IN THIS AREA

DO NOT WRITE IN THIS AREA

DO NOT WRITE IN THIS AREA



P 7 1 8 6 2 A 0 1 1 1 2

