GradeMax

Please check the examination details below before entering your candidate information

Candidate surname	Other names

Pearson Edexcel
International Advanced Level

Centre Number | | | | | |

Candidate Number | | | | |

Wednesday 22 May 2019

Afternoon (Time: 2 hours) | Paper Reference **WGE03/01**

Geography

International Advanced Level
Paper 3: Contested Planet

You must have:
Resource Booklet (enclosed)

Total Marks

Instructions

- Use **black** ink or ball-point pen.
- **Fill in the boxes** at the top of this page with your name, centre number and candidate number.
- Answer **ALL** questions in Section A, **ONE** question in Section B and **ONE** question in Section C.
- Answer the questions in the spaces provided – *there may be more space than you need.*
- Calculators may be used.

Information

- The total mark for this paper is 90.
- The marks for **each** question are shown in brackets – *use this as a guide as to how much time to spend on each question.*

Advice

- Read each question carefully before you start to answer it.
- Check your answers if you have time at the end.

Turn over ▶

P56221A

©2019 Pearson Education Ltd.

1/1/1/1/1

P 5 6 2 2 1 A 0 1 2 4

Pearson

SECTION A: Compulsory topics and synoptic question

Answer ALL questions in this section. Write your answers in the spaces provided.

A1: Atmosphere and Weather Systems

1 (a) Using Figure 1, explain the physical processes that cause the variations in rainfall between the three locations shown.

(10)

DO NOT WRITE IN THIS AREA
DO NOT WRITE IN THIS AREA
DO NOT WRITE IN THIS AREA
DO NOT WRITE IN THIS AREA
DO NOT WRITE IN THIS AREA
DO NOT WRITE IN THIS AREA

DO NOT WRITE IN THIS AREA
DO NOT WRITE IN THIS AREA
DO NOT WRITE IN THIS AREA
DO NOT WRITE IN THIS AREA
DO NOT WRITE IN THIS AREA
DO NOT WRITE IN THIS AREA

(b) Evaluate the contribution of aid as a response to weather disasters such as droughts and tropical cyclones.

(15)

DO NOT WRITE IN THIS AREA
DO NOT WRITE IN THIS AREA
DO NOT WRITE IN THIS AREA
DO NOT WRITE IN THIS AREA
DO NOT WRITE IN THIS AREA
DO NOT WRITE IN THIS AREA

DO NOT WRITE IN THIS AREA
DO NOT WRITE IN THIS AREA
DO NOT WRITE IN THIS AREA
DO NOT WRITE IN THIS AREA
DO NOT WRITE IN THIS AREA
DO NOT WRITE IN THIS AREA

(Total for Question 1 = 25 marks)

A2: Biodiversity Under Threat

2 Using Figure 2, suggest reasons why there are conflicts between the different players shown.

(10)

DO NOT WRITE IN THIS AREA
DO NOT WRITE IN THIS AREA
DO NOT WRITE IN THIS AREA
DO NOT WRITE IN THIS AREA
DO NOT WRITE IN THIS AREA
DO NOT WRITE IN THIS AREA

DO NOT WRITE IN THIS AREA
DO NOT WRITE IN THIS AREA
DO NOT WRITE IN THIS AREA
DO NOT WRITE IN THIS AREA
DO NOT WRITE IN THIS AREA
DO NOT WRITE IN THIS AREA

(Total for Question 2 = 10 marks)

Synoptic question

You should use relevant knowledge and understanding from Unit 1 and Unit 3 (topics A1 and A2) to answer this question.

3 To what extent are global population trends the main threat to biodiversity?

(15)

DO NOT WRITE IN THIS AREA
DO NOT WRITE IN THIS AREA
DO NOT WRITE IN THIS AREA
DO NOT WRITE IN THIS AREA
DO NOT WRITE IN THIS AREA
DO NOT WRITE IN THIS AREA

DO NOT WRITE IN THIS AREA
DO NOT WRITE IN THIS AREA
DO NOT WRITE IN THIS AREA
DO NOT WRITE IN THIS AREA
DO NOT WRITE IN THIS AREA
DO NOT WRITE IN THIS AREA

(Total for Question 3 = 15 marks)

TOTAL FOR SECTION A = 50 MARKS

SECTION B: Resource options

Answer ONE question in this section – EITHER Question 4 OR Question 5.

Indicate which question you are answering by marking a cross in the box ☒. If you change your mind, put a line through the box ☒ and then indicate your new question with a cross ☒.

If you answer Question 4 put a cross in the box ☒ .

Write your answers in the spaces provided.

B1: Energy Security

4 (a) Using Figure 3, suggest reasons for the trends in global biofuel production shown.

(5)

(b) Using named examples, assess the economic and environmental impacts of exploiting unconventional fossil fuels.

(15)

DO NOT WRITE IN THIS AREA
DO NOT WRITE IN THIS AREA
DO NOT WRITE IN THIS AREA
DO NOT WRITE IN THIS AREA
DO NOT WRITE IN THIS AREA
DO NOT WRITE IN THIS AREA

GradeMax

DO NOT WRITE IN THIS AREA
DO NOT WRITE IN THIS AREA
DO NOT WRITE IN THIS AREA
DO NOT WRITE IN THIS AREA
DO NOT WRITE IN THIS AREA
DO NOT WRITE IN THIS AREA

(Total for Question 4 = 20 marks)

DO NOT WRITE IN THIS AREA
DO NOT WRITE IN THIS AREA
DO NOT WRITE IN THIS AREA
DO NOT WRITE IN THIS AREA
DO NOT WRITE IN THIS AREA
DO NOT WRITE IN THIS AREA

If you answer Question 5 put a cross in the box ☒ .

B2: Water Conflicts

5 (a) Using Figure 4, suggest reasons for the trends in global desalination capacity shown.

(5)

(b) Using named examples, assess the impact of water insecurity on human health and economic development.

(15)

DO NOT WRITE IN THIS AREA
DO NOT WRITE IN THIS AREA
DO NOT WRITE IN THIS AREA
DO NOT WRITE IN THIS AREA
DO NOT WRITE IN THIS AREA
DO NOT WRITE IN THIS AREA

DO NOT WRITE IN THIS AREA
DO NOT WRITE IN THIS AREA
DO NOT WRITE IN THIS AREA
DO NOT WRITE IN THIS AREA
DO NOT WRITE IN THIS AREA
DO NOT WRITE IN THIS AREA

DO NOT WRITE IN THIS AREA
DO NOT WRITE IN THIS AREA
DO NOT WRITE IN THIS AREA
DO NOT WRITE IN THIS AREA
DO NOT WRITE IN THIS AREA
DO NOT WRITE IN THIS AREA

(Total for Question 5 = 20 marks)

TOTAL FOR SECTION B = 20 MARKS

SECTION C: Economic and Political options

Answer ONE question in this section – EITHER Question 6 OR Question 7.

If you answer Question 6 put a cross in the box ☒ .

Write your answers in the spaces provided.

C1: Superpower Geographies

6 To what extent have economic challenges weakened the superpower status of the USA and EU?

(20)

DO NOT WRITE IN THIS AREA
DO NOT WRITE IN THIS AREA
DO NOT WRITE IN THIS AREA
DO NOT WRITE IN THIS AREA
DO NOT WRITE IN THIS AREA
DO NOT WRITE IN THIS AREA

GradeMax

DO NOT WRITE IN THIS AREA
DO NOT WRITE IN THIS AREA
DO NOT WRITE IN THIS AREA
DO NOT WRITE IN THIS AREA
DO NOT WRITE IN THIS AREA
DO NOT WRITE IN THIS AREA

GradeMax

(Total for Question 6 = 20 marks)

DO NOT WRITE IN THIS AREA
DO NOT WRITE IN THIS AREA
DO NOT WRITE IN THIS AREA
DO NOT WRITE IN THIS AREA
DO NOT WRITE IN THIS AREA
DO NOT WRITE IN THIS AREA

If you answer Question 7 put a cross in the box ☒ .

C2: Bridging the Development Gap

7 To what extent has rapid economic development in emerging countries benefited both people and the environment?

(20)

DO NOT WRITE IN THIS AREA
DO NOT WRITE IN THIS AREA
DO NOT WRITE IN THIS AREA
DO NOT WRITE IN THIS AREA
DO NOT WRITE IN THIS AREA
DO NOT WRITE IN THIS AREA

GradeMax

DO NOT WRITE IN THIS AREA
DO NOT WRITE IN THIS AREA
DO NOT WRITE IN THIS AREA
DO NOT WRITE IN THIS AREA
DO NOT WRITE IN THIS AREA
DO NOT WRITE IN THIS AREA

DO NOT WRITE IN THIS AREA
DO NOT WRITE IN THIS AREA
DO NOT WRITE IN THIS AREA
DO NOT WRITE IN THIS AREA
DO NOT WRITE IN THIS AREA
DO NOT WRITE IN THIS AREA

(Total for Question 7 = 20 marks)

TOTAL FOR SECTION C = 20 MARKS
TOTAL FOR PAPER = 90 MARKS

GradeMax

BLANK PAGE

DO NOT WRITE IN THIS AREA
DO NOT WRITE IN THIS AREA
DO NOT WRITE IN THIS AREA
DO NOT WRITE IN THIS AREA
DO NOT WRITE IN THIS AREA
DO NOT WRITE IN THIS AREA

DO NOT WRITE IN THIS AREA
DO NOT WRITE IN THIS AREA
DO NOT WRITE IN THIS AREA
DO NOT WRITE IN THIS AREA
DO NOT WRITE IN THIS AREA
DO NOT WRITE IN THIS AREA

BLANK PAGE

GradeMax

DO NOT WRITE IN THIS AREA

DO NOT WRITE IN THIS AREA

DO NOT WRITE IN THIS AREA

BLANK PAGE

GradeMax

Pearson Edexcel International Advanced Level

Wednesday 22 May 2019

Afternoon | Paper Reference **WGE03/01**

Geography

International Advanced Level
Paper 3: Contested Planet

Resource Booklet
Do not return this Resource Booklet with the question paper.

Turn over ▶

P56221A

©2019 Pearson Education Ltd.

1/1/1/1/1/1

P 5 6 2 2 1 A

Pearson

SECTION A

A1: Atmosphere and Weather Systems

The following resource relates to Question 1.

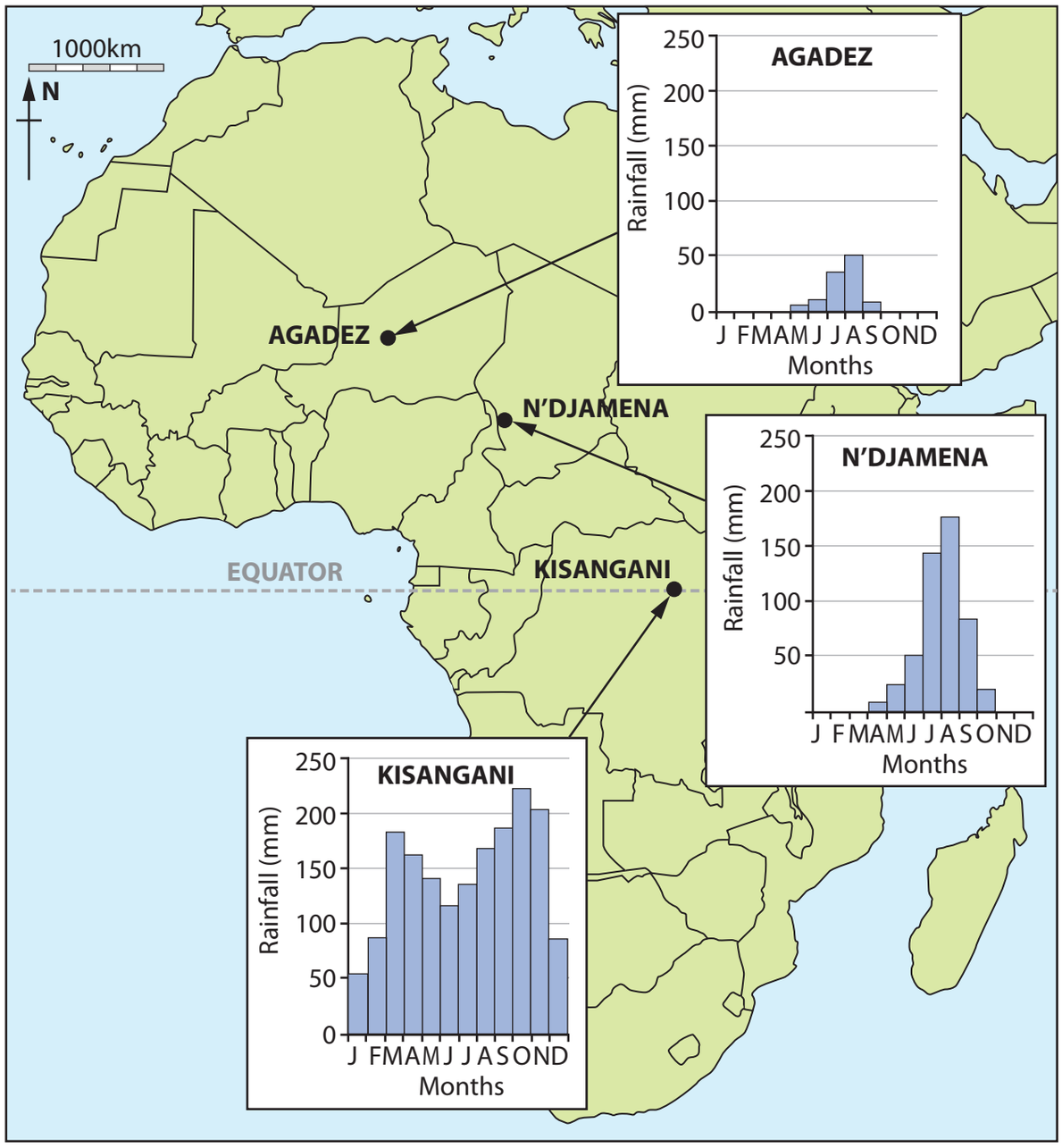

Figure 1

Monthly rainfall graphs for three locations in Africa

A2: Biodiversity Under Threat

The following resource relates to Question 2.

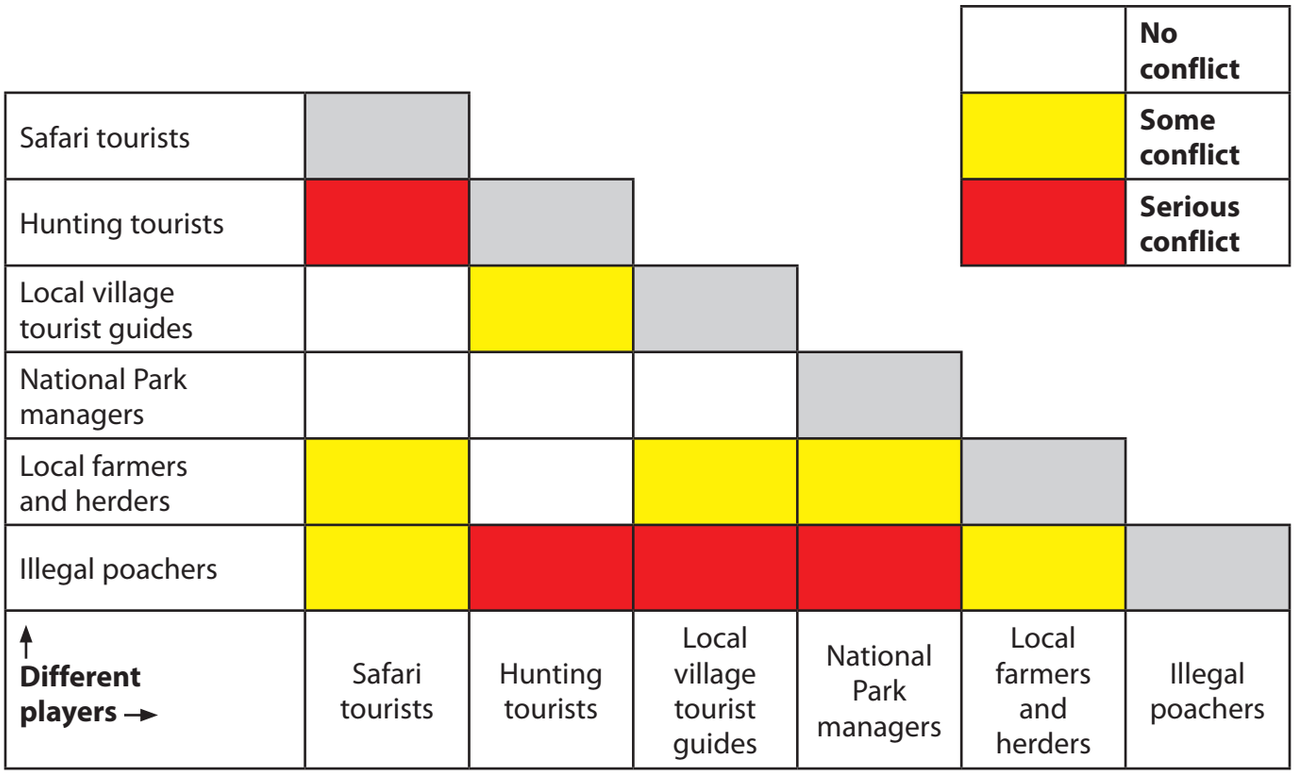

Figure 2

A conflict matrix between different players in an African savannah National Park

SECTION B

B1: Energy Security

The following resource relates to Question 4.

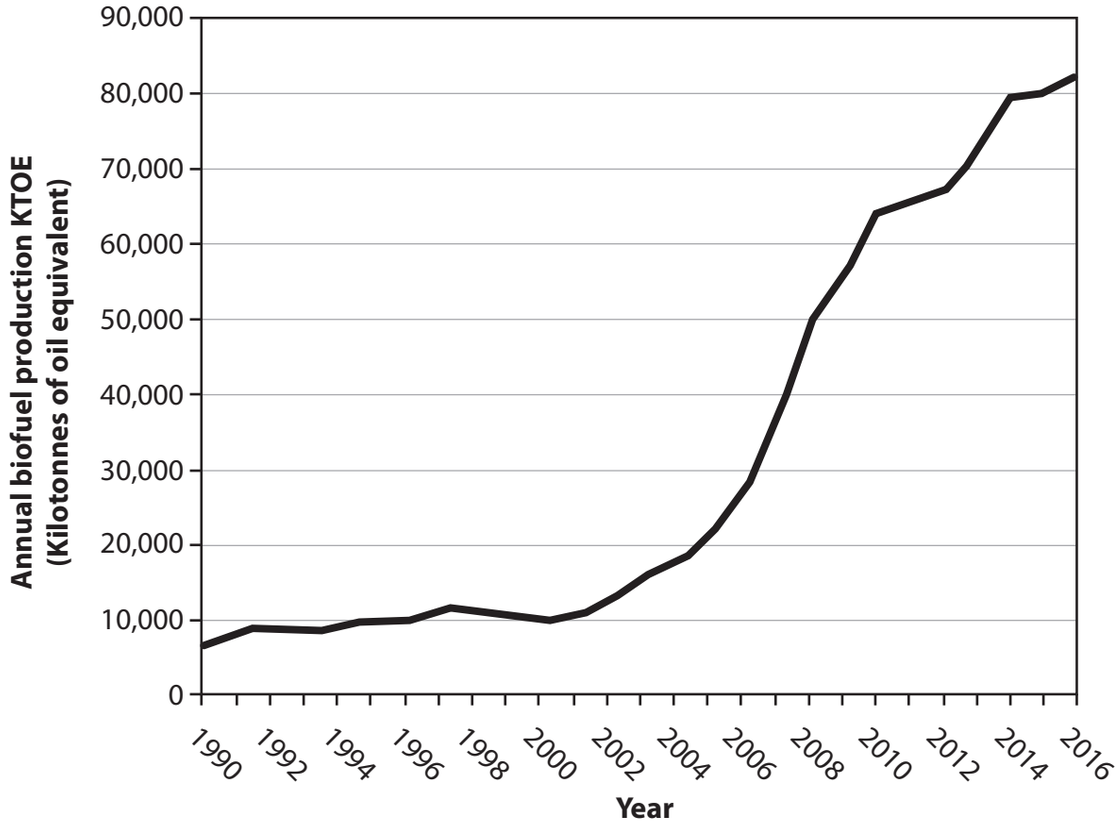

Figure 3

Global biofuel production 1990 to 2016

B2: Water Conflicts

The following resource relates to Question 5.

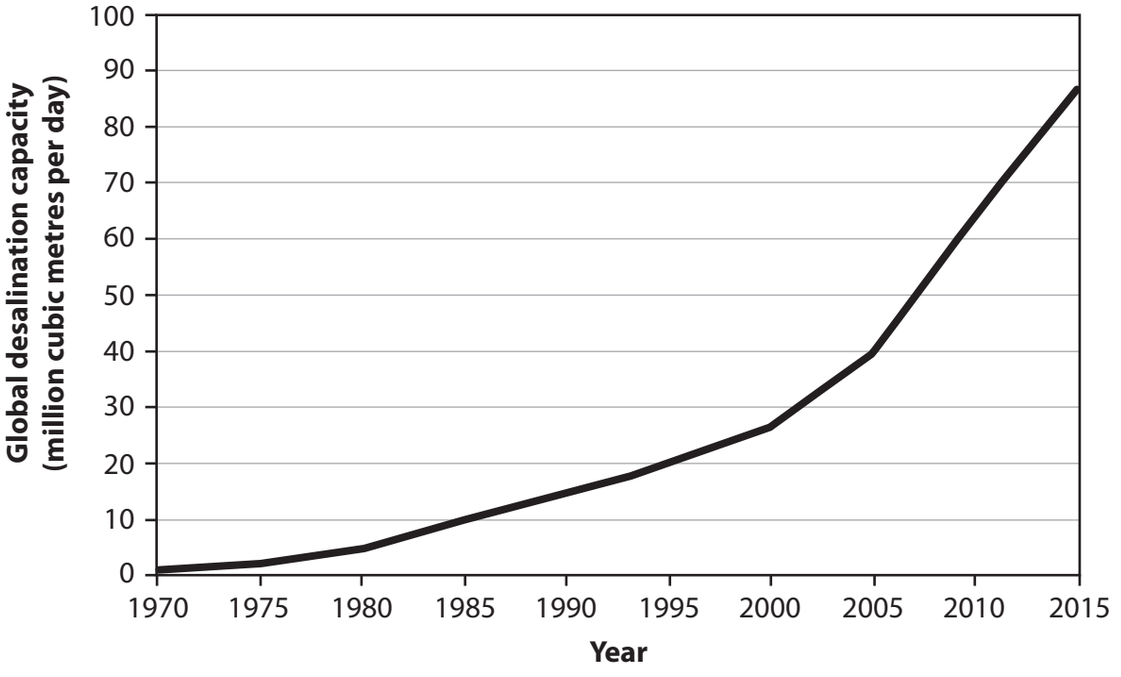

Figure 4

Global desalination capacity 1970 to 2015

GradeMax

BLANK PAGE

GradeMax

BLANK PAGE

GradeMax

BLANK PAGE