GradeMax

Please check the examination details below before entering your candidate information

Candidate surname	Other names

Centre Number | Candidate Number

Pearson Edexcel International Advanced Level

Time 2 hours

Paper reference **WGE03/01**

Geography

International Advanced Level
PAPER 3: Contested Planet

You must have:
Resource Booklet (enclosed)

Total Marks

Instructions

- Use **black** ink or ball-point pen.
- **Fill in the boxes** at the top of this page with your name, centre number and candidate number.
- Answer **all** questions in Section A, **ONE** question in Section B and **ONE** question in Section C.
- Answer the questions in the spaces provided – *there may be more space than you need.*

Information

- The total mark for this paper is 90.
- The marks for **each** question are shown in brackets – *use this as a guide as to how much time to spend on each question.*
- Calculators may be used

Advice

- Read each question carefully before you start to answer it.
- Check your answers if you have time at the end.

Turn over ▶

P70696A

©2022 Pearson Education Ltd.

L:1/1/1/1

P 7 0 6 9 6 A 0 1 2 0

Pearson

SECTION A

Compulsory topics and synoptic question

Answer ALL questions in this section. Write your answers in the spaces provided.

A1: Atmosphere and Weather Systems

1 Using Figure 1, suggest reasons for this pattern of annual precipitation.

(10)

DO NOT WRITE IN THIS AREA
DO NOT WRITE IN THIS AREA
DO NOT WRITE IN THIS AREA

DO NOT WRITE IN THIS AREA
DO NOT WRITE IN THIS AREA
DO NOT WRITE IN THIS AREA

(Total for Question 1 = 10 marks)

A2: Biodiversity Under Threat

2 (a) Using Figure 2, explain the changes to the nutrient cycle of the tropical rainforest caused by deforestation.

(10)

DO NOT WRITE IN THIS AREA
DO NOT WRITE IN THIS AREA
DO NOT WRITE IN THIS AREA

DO NOT WRITE IN THIS AREA
DO NOT WRITE IN THIS AREA
DO NOT WRITE IN THIS AREA

(b) Evaluate the extent to which local approaches to managing ecosystems are more successful than global approaches.

(15)

(Total for Question 2 = 25 marks)

DO NOT WRITE IN THIS AREA
DO NOT WRITE IN THIS AREA
DO NOT WRITE IN THIS AREA

DO NOT WRITE IN THIS AREA
DO NOT WRITE IN THIS AREA
DO NOT WRITE IN THIS AREA

Synoptic question

You should use relevant knowledge and understanding from Unit 1 and Unit 3 (topics A1 and A2) to answer this question.

3 To what extent are risks from natural hazards highest in megacities?

(15)

(Total for Question 3 = 15 marks)

TOTAL FOR SECTION A = 50 MARKS

DO NOT WRITE IN THIS AREA
DO NOT WRITE IN THIS AREA
DO NOT WRITE IN THIS AREA

DO NOT WRITE IN THIS AREA
DO NOT WRITE IN THIS AREA
DO NOT WRITE IN THIS AREA

SECTION B

Resource options

Answer ONE question in this section – EITHER Question 4 OR Question 5.

Indicate which question you are answering by marking a cross in the box ☒. If you change your mind, put a line through the box ☒ and then indicate your new question with a cross ☒.

Write your answers in the spaces provided.

If you answer Question 4 put a cross in the box ☒ .

B1: Energy Security

4 (a) Using Figure 3, explain why the oil demand projections for Asia and Europe are different.

(5)

(b) Using named examples, assess the extent to which renewable energy sources could provide a secure energy future.

(15)

DO NOT WRITE IN THIS AREA
DO NOT WRITE IN THIS AREA
DO NOT WRITE IN THIS AREA

DO NOT WRITE IN THIS AREA
DO NOT WRITE IN THIS AREA
DO NOT WRITE IN THIS AREA

(Total for Question 4 = 20 marks)

If you answer Question 5 put a cross in the box ☒ .

B2: Water Conflicts

5 (a) Using Figure 4, explain why the water demand projections for Africa and Europe are different.

(5)

DO NOT WRITE IN THIS AREA
DO NOT WRITE IN THIS AREA
DO NOT WRITE IN THIS AREA

(b) Using named examples, assess the extent to which water supplies can lead to conflict.

(15)

DO NOT WRITE IN THIS AREA
DO NOT WRITE IN THIS AREA
DO NOT WRITE IN THIS AREA

(Total for Question 5 = 20 marks)

TOTAL FOR SECTION B = 20 MARKS

DO NOT WRITE IN THIS AREA
DO NOT WRITE IN THIS AREA
DO NOT WRITE IN THIS AREA

DO NOT WRITE IN THIS AREA
DO NOT WRITE IN THIS AREA
DO NOT WRITE IN THIS AREA

SECTION C

Economic and Political options

Answer ONE question in this section – EITHER Question 6 OR Question 7.

Indicate which question you are answering by marking a cross in the box. If you change your mind, put a line through the box and then indicate your new question with a cross.

Write your answers in the spaces provided.

If you answer Question 6 put a cross in the box ☒ .

C1: Superpower Geographies

6 To what extent is 'soft' power more important than 'hard' power for maintaining superpower influence in the 21st century?

(20)

DO NOT WRITE IN THIS AREA
DO NOT WRITE IN THIS AREA
DO NOT WRITE IN THIS AREA

DO NOT WRITE IN THIS AREA
DO NOT WRITE IN THIS AREA
DO NOT WRITE IN THIS AREA

(Total for Question 6 = 20 marks)

If you answer Question 7 put a cross in the box ☒ .

C2: Bridging the Development Gap

7 To what extent is trade more important than aid in reducing the development gap?

(20)

DO NOT WRITE IN THIS AREA
DO NOT WRITE IN THIS AREA
DO NOT WRITE IN THIS AREA

DO NOT WRITE IN THIS AREA
DO NOT WRITE IN THIS AREA
DO NOT WRITE IN THIS AREA

(Total for Question 7 = 20 marks)

TOTAL FOR SECTION C = 20 MARKS
TOTAL FOR PAPER = 90 MARKS

DO NOT WRITE IN THIS AREA
DO NOT WRITE IN THIS AREA
DO NOT WRITE IN THIS AREA

GradeMax

Pearson Edexcel International Advanced Level

Time 2 hours

Paper reference **WGE03/01**

Geography

International Advanced Level
PAPER 3: Contested Planet

Resource Booklet

Do not return this Booklet with the question paper.

Turn over ▶

P70696A

©2022 Pearson Education Ltd.

L:1/1/1/1

P 7 0 6 9 6 A

Pearson

SECTION A

A1: Atmosphere and Weather Systems

The following resource relates to Question 1.

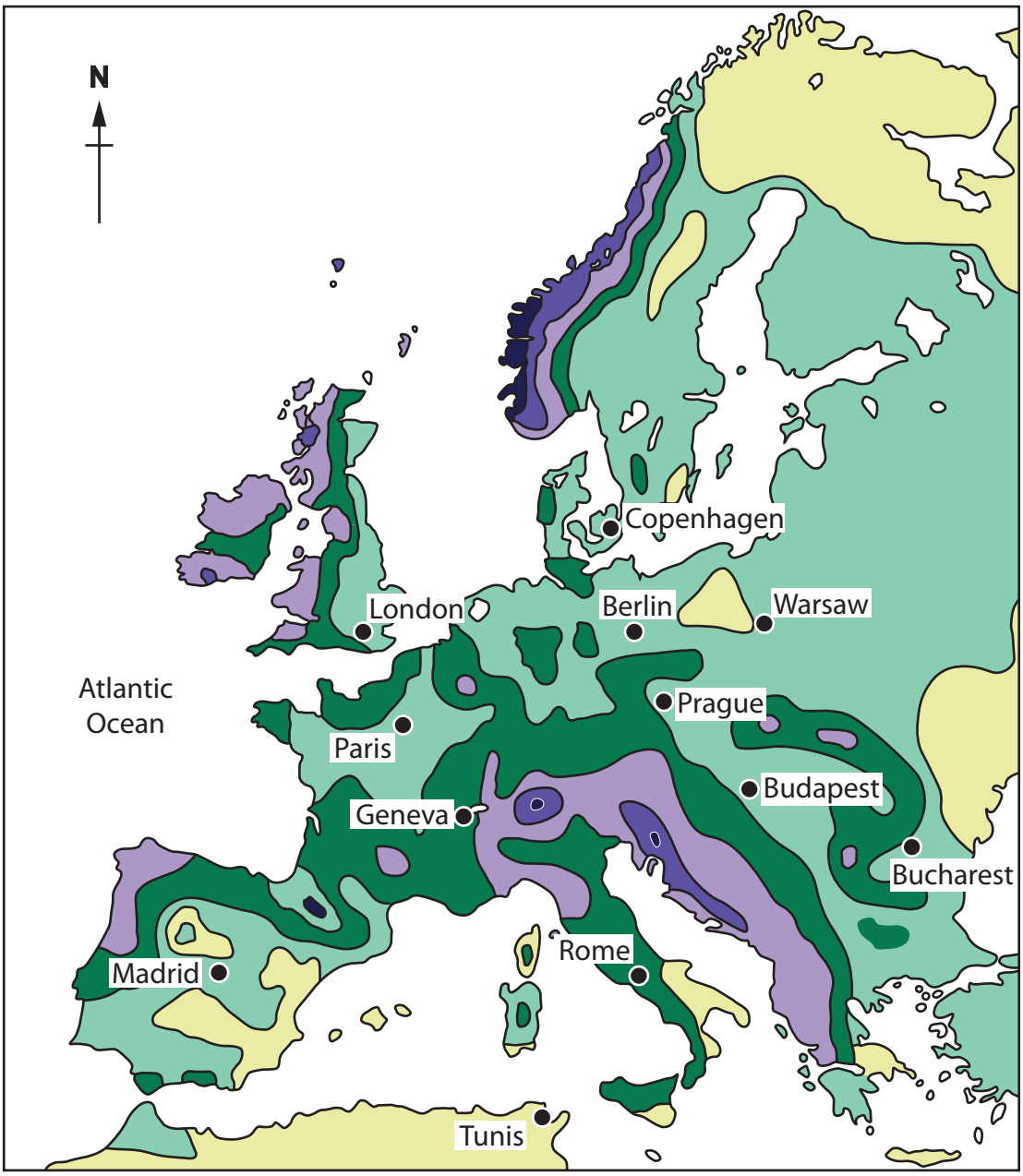

Key: Annual precipitation in millimetres (mm)

Over 2000 | 1501–2000 | 1001–1500

751–1000 | 501–750 | Under 500

Figure 1

Annual precipitation in Europe and North Africa

A2: Biodiversity Under Threat

The following resource relates to Question 2 (a).

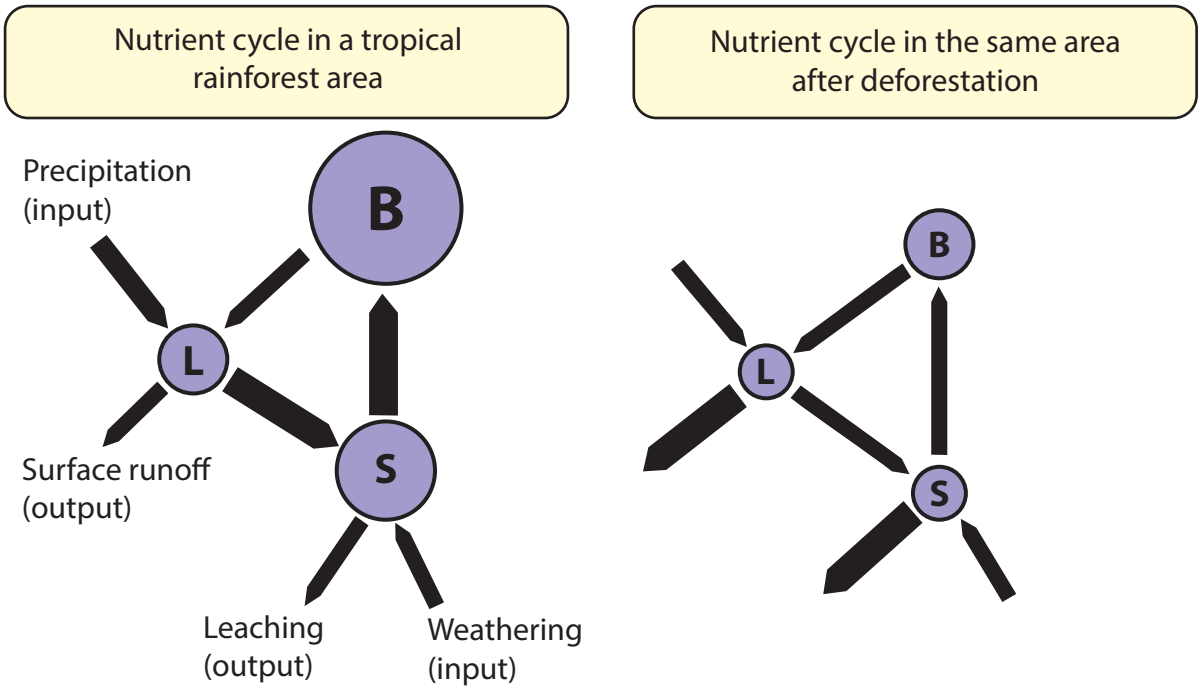

The width of input and output pathway arrows is proportional to nutrient flow volume.
The size of store circles is proportional to nutrient volume.

Figure 2

Changes to the nutrient cycle of the tropical rainforest after deforestation

SECTION B

B1: Energy Security

The following resource relates to Question 4 (a).

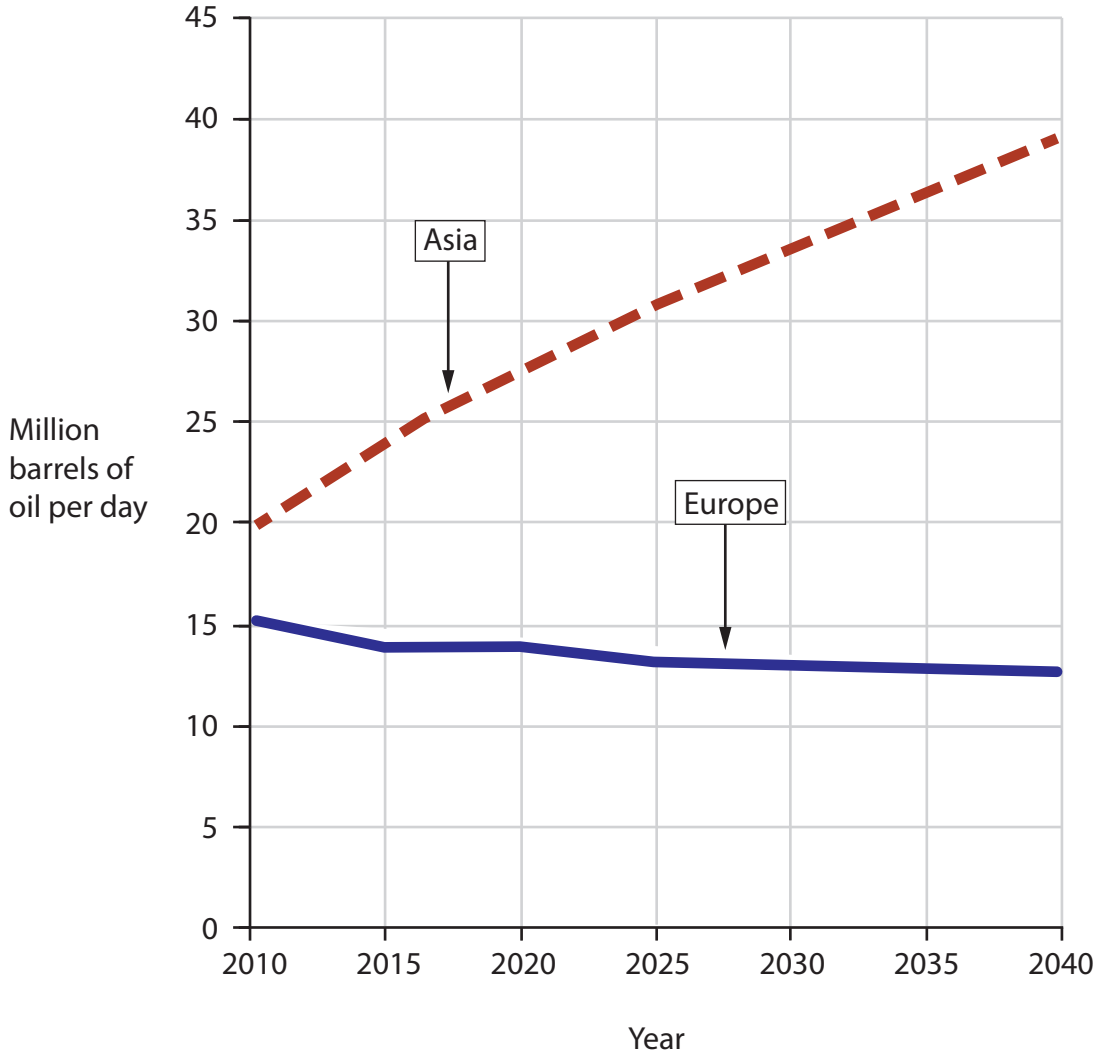

Figure 3

Oil demand in Europe and Asia projected to the year 2040

B2: Water Conflicts

The following resource relates to Question 5 (a).

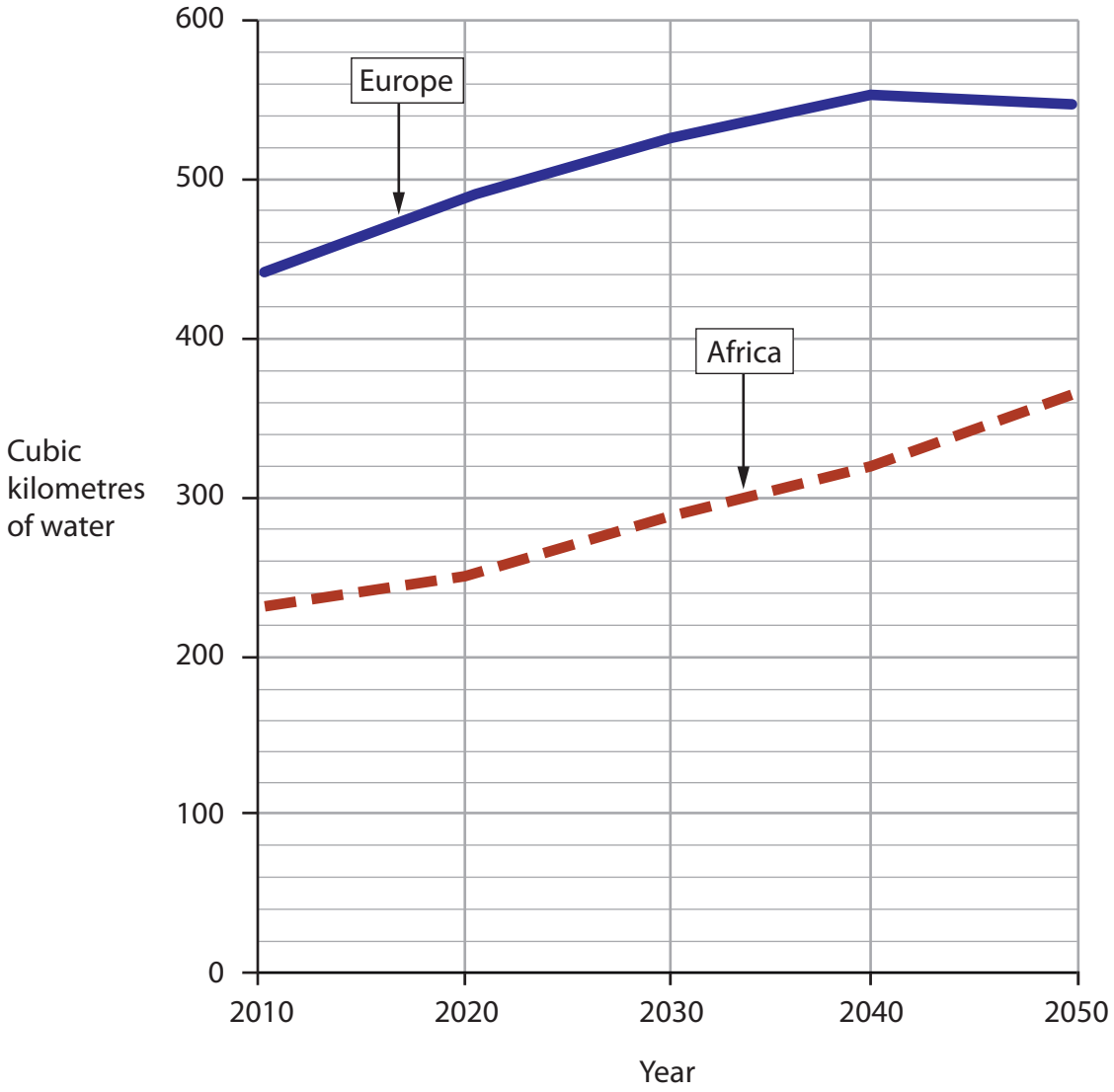

Figure 4

Total annual water demand for Europe and Africa projected to 2050

BLANK PAGE

BLANK PAGE

BLANK PAGE

Acknowledgments

Pearson Education Ltd. gratefully acknowledges all following sources used in preparation of this paper:

Figure 3 adapted from: https://www.eia.gov/outlooks/aeo/data/browser/#/?id=5-IEO2017&cases=Reference&sourcekey=0

Figure 4 adapted from: https://core.ac.uk/download/pdf/33972065.pdf