

Please check the examination details below before entering your candidate information

Candidate surname					Other names			
Centre Number					Candidate Number			
<b>Pearson Edexcel</b> <b>International GCSE (9–1)</b>					<input type="text"/> <input type="text"/> <input type="text"/> <input type="text"/> <input type="text"/>			
<h1>Monday 20 January 2020</h1>								
Afternoon (Time: 1 hour 15 minutes)					Paper Reference <b>4CH1/2CR</b>			
<h2>Chemistry</h2> <p><b>Unit: 4CH1</b> <b>Paper: 2CR</b></p>								
<b>You must have:</b> Calculator, ruler							Total Marks <input type="text"/>	

### Instructions

- Use **black** ink or ball-point pen.
- **Fill in the boxes** at the top of this page with your name, centre number and candidate number.
- Answer **all** questions.
- Answer the questions in the spaces provided  
– *there may be more space than you need.*
- Show all the steps in any calculations and state the units.
- Some questions must be answered with a cross in a box . If you change your mind about an answer, put a line through the box  and then mark your new answer with a cross .

### Information

- The total mark for this paper is 70.
- The marks for **each** question are shown in brackets  
– *use this as a guide as to how much time to spend on each question.*

### Advice

- Read each question carefully before you start to answer it.
- Write your answers neatly and in good English.
- Try to answer every question.
- Check your answers if you have time at the end.

Turn over ►

P62061A

©2020 Pearson Education Ltd.

1/1/1/1/1/



  
Pearson



DO NOT WRITE IN THIS AREA

DO NOT WRITE IN THIS AREA

DO NOT WRITE IN THIS AREA

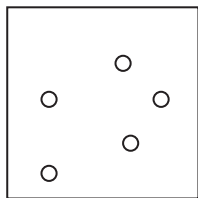
**BLANK PAGE**



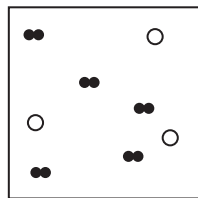
**Answer ALL questions.**

1 Substances can be classified as elements, mixtures or compounds.

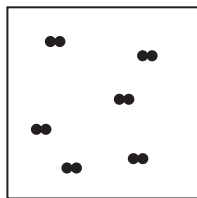
(a) Each box represents an element, a mixture or a compound.



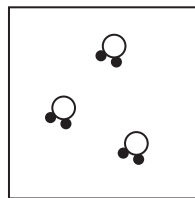
Box 1



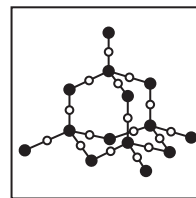
Box 2



Box 3



Box 4



Box 5

(i) Which box represents a mixture?

(1)

- A 1
- B 2
- C 3
- D 4

(ii) Which two boxes represent elements?

(1)

- A 1 and 2
- B 2 and 3
- C 1 and 3
- D 3 and 4

(iii) Explain why Box 5 represents a compound.

(2)

.....

.....

.....

.....

DO NOT WRITE IN THIS AREA

DO NOT WRITE IN THIS AREA

DO NOT WRITE IN THIS AREA



(b) The Periodic Table contains all the known elements.

(i) How are the elements arranged in the Periodic Table?

(1)

- A increasing mass number
- B increasing number of neutrons
- C increasing number of protons
- D increasing reactivity

(ii) Elements in the same group have the same number of

(1)

- A electrons in the outer shell
- B electron shells
- C neutrons
- D protons

**(Total for Question 1 = 6 marks)**

DO NOT WRITE IN THIS AREA

DO NOT WRITE IN THIS AREA

DO NOT WRITE IN THIS AREA



DO NOT WRITE IN THIS AREA

DO NOT WRITE IN THIS AREA

DO NOT WRITE IN THIS AREA

**BLANK PAGE**

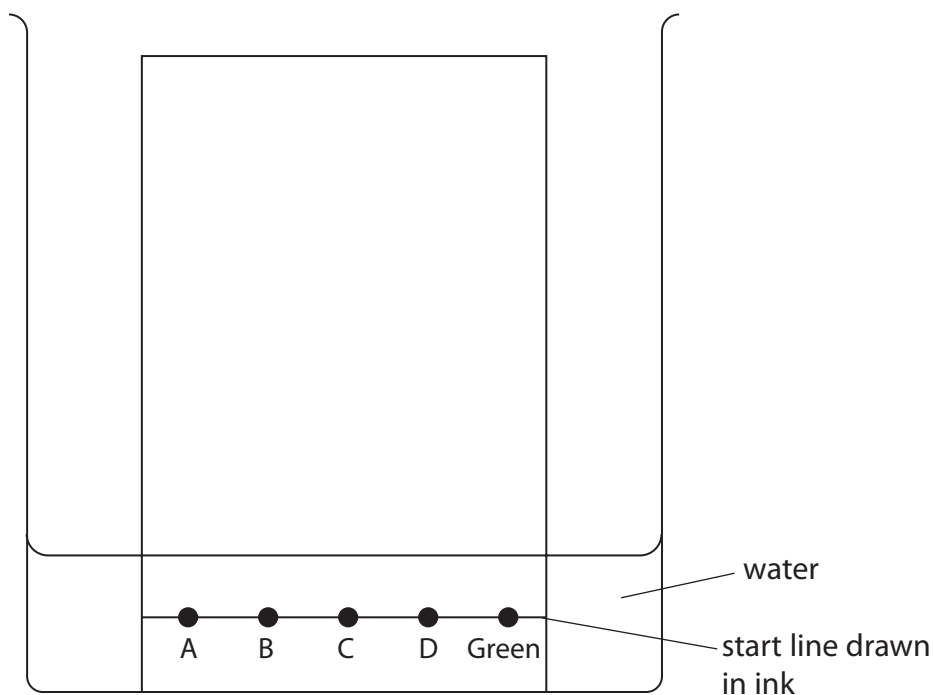


2 Chromatography is used to analyse mixtures.

A student does a chromatography experiment to analyse the composition of green food colouring in sweets.

She places four known dyes, A, B, C and D, and the green food colouring on chromatography paper.

The diagram shows the student's apparatus at the start of her experiment.



(a) The diagram shows that the student makes two mistakes when setting up her apparatus.

State the two changes that the student should make so that her experiment works.

(2)

1 .....

.....

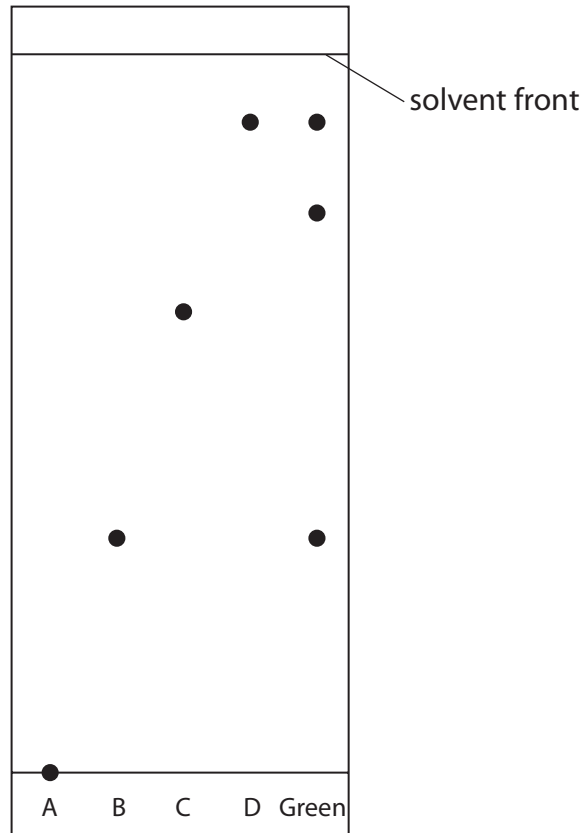
2 .....

.....



(b) Another student does the chromatography experiment correctly.

The diagram shows her chromatogram at the end of the experiment.



(i) Explain what the chromatogram shows about the composition of the green food colouring.

(3)

.....

.....

.....

.....

.....

.....

.....

DO NOT WRITE IN THIS AREA

DO NOT WRITE IN THIS AREA

DO NOT WRITE IN THIS AREA



(ii) The distance between the start line and the spot for dye C is 6.2 cm.

Calculate the  $R_f$  value of dye C.

(3)

$R_f$  value = .....

(iii) Suggest why dye A does not move.

(1)

**(Total for Question 2 = 9 marks)**

DO NOT WRITE IN THIS AREA

DO NOT WRITE IN THIS AREA

DO NOT WRITE IN THIS AREA



3 Solutions of silver nitrate and potassium chloride react together to make the insoluble salt, silver chloride.

A student uses this method to prepare a sample of silver chloride.

Step 1 add 25 cm<sup>3</sup> of silver nitrate solution to a conical flask

Step 2 add potassium chloride solution to the flask

Step 3 filter off the silver chloride

(a) What term is used for this reaction?

(1)

- A neutralisation
- B precipitation
- C redox
- D thermal decomposition

(b) Give two more steps that will produce a pure, dry sample of silver chloride.

(2)

Step 4 .....

Step 5 .....

(c) Acidified silver nitrate solution is used to test for chloride ions.

Give a reason why hydrochloric acid is not used to acidify silver nitrate solution.

(1)

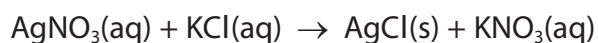
DO NOT WRITE IN THIS AREA

DO NOT WRITE IN THIS AREA

DO NOT WRITE IN THIS AREA



- (d) The chemical equation for the reaction between solutions of silver nitrate and potassium chloride is



A student adds an excess of potassium chloride solution to 25.0 cm<sup>3</sup> of 0.100 mol/dm<sup>3</sup> silver nitrate solution.

Calculate the maximum mass of silver chloride, in grams, that can be produced.

[M<sub>r</sub> of AgCl = 143.5]

(2)

mass = ..... g

**(Total for Question 3 = 6 marks)**

DO NOT WRITE IN THIS AREA

DO NOT WRITE IN THIS AREA

DO NOT WRITE IN THIS AREA



4 This question is about the metal, lead.

(a) Explain why metals, such as lead, are malleable.

(2)

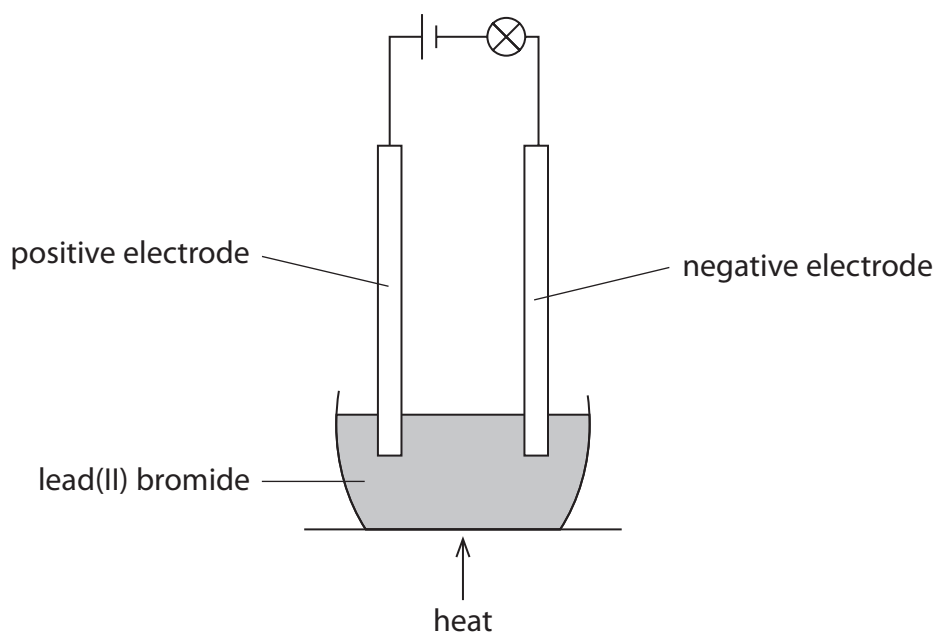
.....

.....

.....

.....

(b) A teacher uses this apparatus in a fume cupboard to demonstrate the electrolysis of lead(II) bromide.



The lead(II) bromide is heated until it melts.

When the lead(II) bromide melts, the lamp lights.

One of the products of this electrolysis is lead.

(i) State why solid lead(II) bromide does not conduct electricity.

(1)

.....

.....

DO NOT WRITE IN THIS AREA

DO NOT WRITE IN THIS AREA

DO NOT WRITE IN THIS AREA

(ii) Bromine is formed by the oxidation of bromide ions at the positive electrode.

Complete the ionic half-equation for the oxidation of bromide ions.

(1)



(iii) Explain why lead metal forms at the negative electrode.

(2)

.....

.....

.....

.....

(iv) The teacher stops heating the mixture and allows it to solidify.

Suggest why the lamp stays alight.

(1)

.....

.....

.....

**(Total for Question 4 = 7 marks)**

DO NOT WRITE IN THIS AREA

DO NOT WRITE IN THIS AREA

DO NOT WRITE IN THIS AREA



5 This question is about Group 1 metals and their reactions.

(a) When lithium is added to water, bubbles of hydrogen gas are observed.

(i) Give two other observations that could be made.

(2)

1 .....

.....

2 .....

.....

(ii) Give the test for hydrogen gas.

(1)

.....

.....

(b) (i) Give one observation that would be different if potassium is used instead of lithium.

(1)

.....

.....

DO NOT WRITE IN THIS AREA

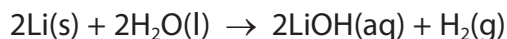
DO NOT WRITE IN THIS AREA

DO NOT WRITE IN THIS AREA





(c) The equation for the reaction between lithium and water is



(i) A mass of 0.500 g of lithium reacts with an excess of water.

Calculate the volume, in  $\text{cm}^3$ , of hydrogen gas produced at rtp.

[molar volume of a gas at rtp =  $24\,000\text{ cm}^3$ ]

Give your answer to three significant figures.

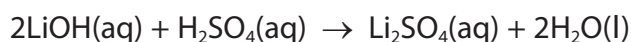
(3)

volume = .....  $\text{cm}^3$

(ii) In a reaction between lithium and water,  $150\text{ cm}^3$  of lithium hydroxide solution is formed.

The lithium hydroxide solution is then completely neutralised by  $24.85\text{ cm}^3$  of  $0.100\text{ mol/dm}^3$  sulfuric acid.

The equation for the neutralisation is



Calculate the concentration, in  $\text{mol/dm}^3$ , of the lithium hydroxide solution.

(3)

concentration = .....  $\text{mol/dm}^3$

**(Total for Question 5 = 13 marks)**



DO NOT WRITE IN THIS AREA

DO NOT WRITE IN THIS AREA

DO NOT WRITE IN THIS AREA

**BLANK PAGE**





(ii) The rate of this reaction can also be increased by using a catalyst.

Explain how using a catalyst increases the rate of a reaction.

(2)

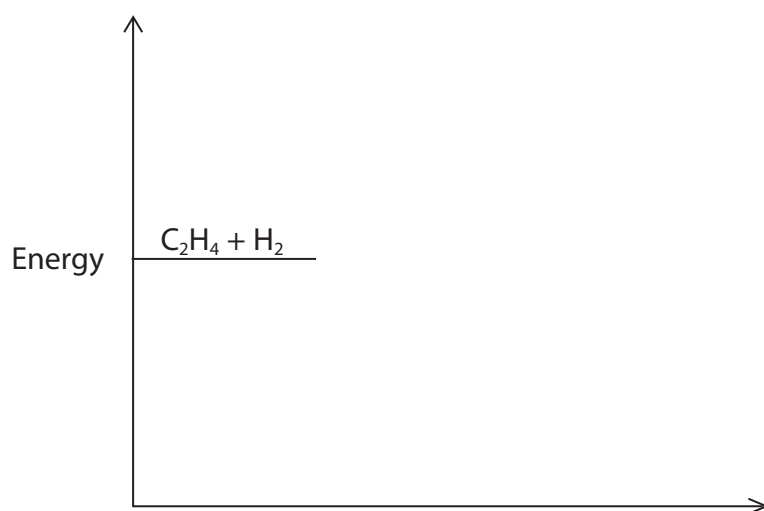
(iii) Give one other way that the rate of reaction between ethene gas and hydrogen gas can be increased.

(1)

(iv) The reaction between ethene and hydrogen is exothermic.

Complete the reaction profile diagram, including labels for the activation energy and the enthalpy change,  $\Delta H$ .

(3)



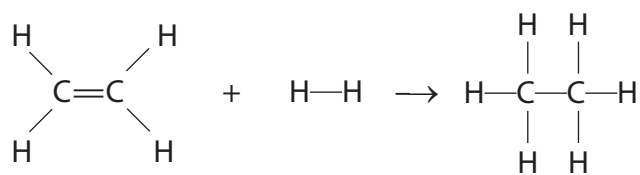
DO NOT WRITE IN THIS AREA

DO NOT WRITE IN THIS AREA

DO NOT WRITE IN THIS AREA



(c) The reaction between ethene and hydrogen can be represented using displayed formulae.



Bond	Bond energy in kJ/mol
C=C	612
C—H	412
H—H	436
C—C	348

Use the bond energies in the table to calculate the enthalpy change,  $\Delta H$ , in kJ/mol for this reaction.

(3)

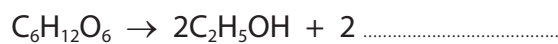
$\Delta H = \dots\dots\dots$  kJ/mol

**(Total for Question 6 = 15 marks)**

7 (a) Ethanol,  $C_2H_5OH$ , can be produced by the fermentation of glucose,  $C_6H_{12}O_6$

(i) Complete the equation for the fermentation of glucose.

(1)



(ii) State why it is necessary for fermentation to be done in the absence of air.

(1)

(iii) Explain why the temperature should not be higher than  $40^\circ C$ .

(2)

(iv) When 4 mol of glucose is fermented, a mass of 55.2 g of ethanol is produced.

Show that the percentage yield of ethanol is 15%.

[ $M_r$  of  $C_2H_5OH = 46$ ]

(2)

DO NOT WRITE IN THIS AREA

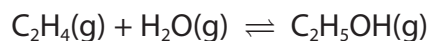
DO NOT WRITE IN THIS AREA

DO NOT WRITE IN THIS AREA



(b) Ethanol can also be produced by the reaction between ethene and steam.

The equation for the reaction is



(i) This reaction is in dynamic equilibrium.

Give two features of a reaction in dynamic equilibrium.

(2)

1 .....

.....

2 .....

.....

(ii) When the equilibrium mixture is heated, the yield of ethanol decreases.

Explain whether the forward reaction is exothermic or endothermic.

(2)

.....

.....

.....

.....

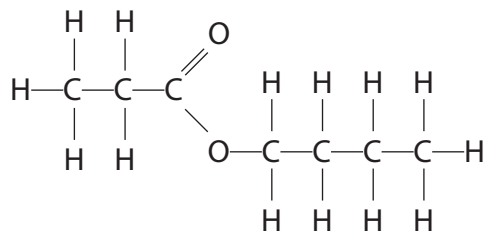
.....

.....



(c) Carboxylic acids react with alcohols to form esters.

The displayed formula of an ester is



(i) Carboxylic acid A and alcohol B react to produce this ester.

Give the displayed formula of carboxylic acid A and of alcohol B.

(2)

Carboxylic acid A	Alcohol B

(ii) Indicators can be used to test for carboxylic acids.

Describe a different chemical test for a carboxylic acid.

(2)

.....

.....

.....

.....

**(Total for Question 7 = 14 marks)**

**TOTAL FOR PAPER = 70 MARKS**



DO NOT WRITE IN THIS AREA

DO NOT WRITE IN THIS AREA

DO NOT WRITE IN THIS AREA

**BLANK PAGE**

