

Write your name here	
Surname	Other names
Pearson Edexcel	Centre Number
International GCSE	Candidate Number
<h1>Economics</h1> <h2>Paper 1</h2>	
Friday 29 January 2016 – Morning Time: 2 hours 30 minutes	Paper Reference 4EC0/01
You do not need any other materials.	Total Marks

Instructions

- Use **black** ink or ball-point pen.
- **Fill in the boxes** at the top of this page with your name, centre number and candidate number.
- Answer **all** questions.
- Answer the questions in the spaces provided
– *there may be more space than you need.*

Information

- The total mark for this paper is 120.
- The marks for **each** question are shown in brackets
– *use this as a guide as to how much time to spend on each question.*
- Calculators may be used.

Advice

- Read each question carefully before you start to answer it.
- Try to answer every question.
- Check your answers if you have time at the end.

Turn over ►

P46903RA

©2016 Pearson Education Ltd.

1/1/1/1/1



PEARSON

Answer ALL questions.

Some questions must be answered with a cross in a box ☒. If you change your mind about an answer, put a line through the box ☒ and then mark your new answer with a cross ☒.

1 Figure 1a shows the demand for and supply of chocolate.

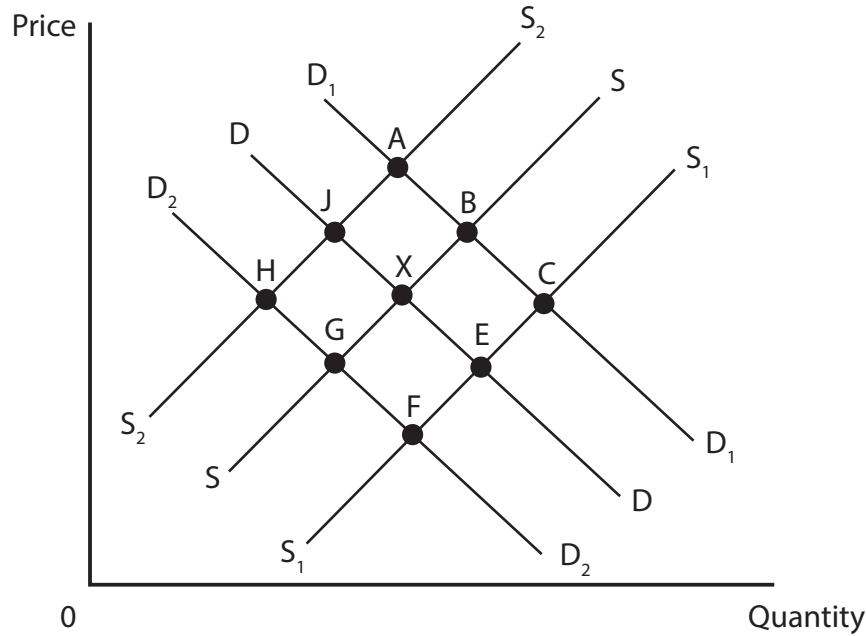


Figure 1a

- (a) (i) The initial equilibrium position is **point X**. Illustrate on Figure 1a the equilibrium price **and** quantity at point X. Label the equilibrium price **Pe** and quantity **Qe**. (2)
- (ii) With reference to Figure 1a, state the **new equilibrium** position following a fall in the price of sugar (a main ingredient in chocolate) **and** a healthy eating campaign highlighting the health risks of consuming too many sweet treats. (2)

New equilibrium position is point

DO NOT WRITE IN THIS AREA

DO NOT WRITE IN THIS AREA

DO NOT WRITE IN THIS AREA

DO NOT WRITE IN THIS AREA

DO NOT WRITE IN THIS AREA

DO NOT WRITE IN THIS AREA





(vi) Discuss the **two** methods you have identified in (a)(v). Which do you think would be more successful in reducing the consumption of sugar? Give reasons for your answer.

(6)

Area with horizontal dotted lines for writing the answer.

DO NOT WRITE IN THIS AREA

DO NOT WRITE IN THIS AREA

DO NOT WRITE IN THIS AREA

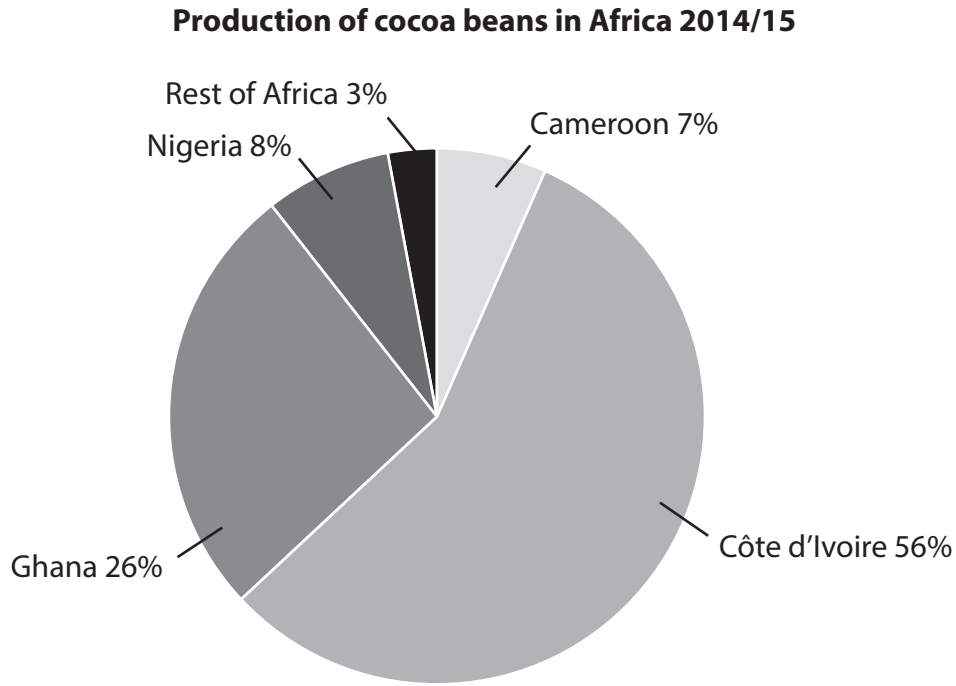
DO NOT WRITE IN THIS AREA

DO NOT WRITE IN THIS AREA

DO NOT WRITE IN THIS AREA



Figure 1b shows the production of cocoa beans in Africa.



(Source: www.icco.org)

Figure 1b

(b) (i) Referring to Figure 1b, what percentage of cocoa bean production in Africa is supplied by the **two** largest producers? Show your workings.

(2)

.....

.....

.....

.....



Given the unprofitability of cocoa bean farming, some farms in Côte d'Ivoire are switching from cocoa farming to the more profitable rubber farming.

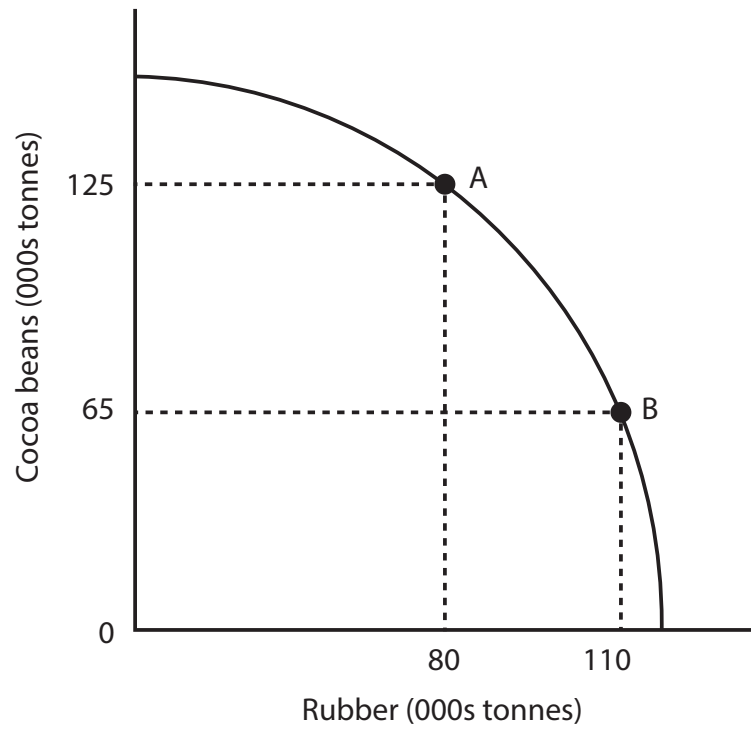


Figure 1c

(ii) Figure 1c shows that Côte d'Ivoire currently produces at point A. Calculate the opportunity cost of switching from point A to point B in terms of cocoa beans and rubber produced. Show your workings.

(3)

.....

.....

.....

.....

.....

.....

DO NOT WRITE IN THIS AREA

DO NOT WRITE IN THIS AREA

DO NOT WRITE IN THIS AREA

DO NOT WRITE IN THIS AREA

DO NOT WRITE IN THIS AREA

DO NOT WRITE IN THIS AREA



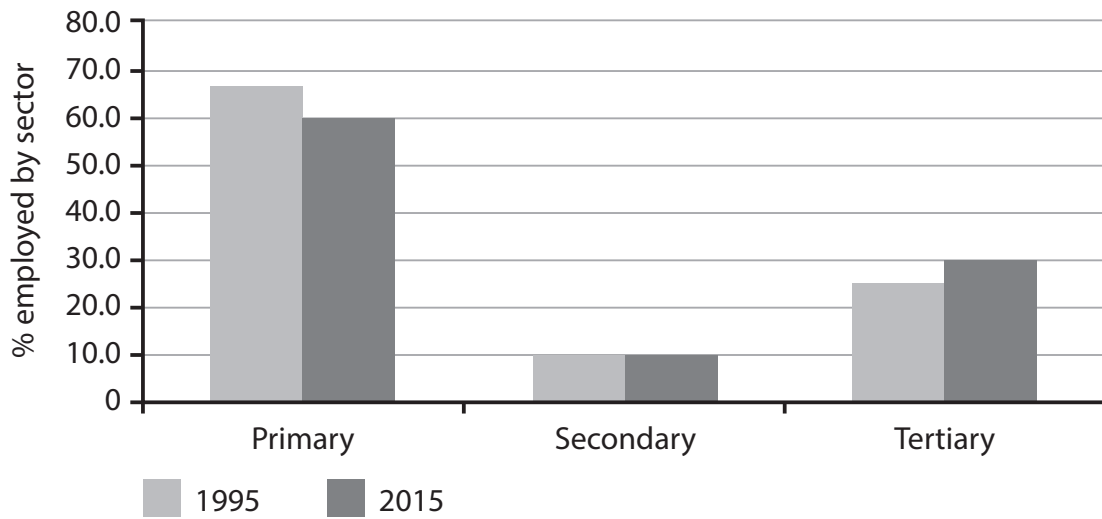
2 (a) (i) Tourism is part of the

(1)

- Primary Sector
- Secondary Sector
- Tertiary Sector

Figure 2a shows employment by sector in the developing economies of Sub-Saharan Africa in 1995 and 2015.

Employment by sector in developing economies in Sub-Saharan Africa



(Source: www.ilo.org)

Figure 2a

(ii) Using the data in Figure 2a, describe the changes in employment by sector in the developing economies of Sub-Saharan Africa between 1995 and 2015.

(4)

.....

.....

.....

.....

.....

.....

.....

.....

.....

.....

DO NOT WRITE IN THIS AREA

DO NOT WRITE IN THIS AREA

DO NOT WRITE IN THIS AREA

DO NOT WRITE IN THIS AREA

DO NOT WRITE IN THIS AREA

DO NOT WRITE IN THIS AREA





(iii) Discuss the extent to which consumers will benefit from increased competition in a market.

(6)

Area with horizontal dotted lines for writing.

DO NOT WRITE IN THIS AREA

DO NOT WRITE IN THIS AREA

DO NOT WRITE IN THIS AREA

DO NOT WRITE IN THIS AREA

DO NOT WRITE IN THIS AREA

DO NOT WRITE IN THIS AREA



Many countries have undertaken privatisation programmes in recent years. In December 2014, plans were announced to privatise parts of Japan Post, a large postal and financial services organisation in Japan.

(Source: adapted from <http://www.theguardian.com/world/2015/feb/23/Japan-Post-privatisation-moves-closer>)

(c) (i) Define the term "privatisation". (2)

.....
.....
.....
.....

(ii) State **two** reasons why privatisation takes place. (2)

.....
.....
.....
.....

DO NOT WRITE IN THIS AREA

DO NOT WRITE IN THIS AREA

DO NOT WRITE IN THIS AREA

DO NOT WRITE IN THIS AREA

DO NOT WRITE IN THIS AREA

DO NOT WRITE IN THIS AREA





(iii) Do the disadvantages of privatisation outweigh the benefits to an economy?
Give reasons for your answer.

(6)

Area with horizontal dotted lines for writing the answer.

DO NOT WRITE IN THIS AREA

DO NOT WRITE IN THIS AREA

DO NOT WRITE IN THIS AREA

DO NOT WRITE IN THIS AREA

DO NOT WRITE IN THIS AREA

DO NOT WRITE IN THIS AREA

(Total for Question 2 = 30 marks)



DO NOT WRITE IN THIS AREA

DO NOT WRITE IN THIS AREA

BLANK PAGE
QUESTION 3 BEGINS ON THE NEXT PAGE.

DO NOT WRITE IN THIS AREA



3 (a) (i) Define the term unemployment.

(2)

.....

.....

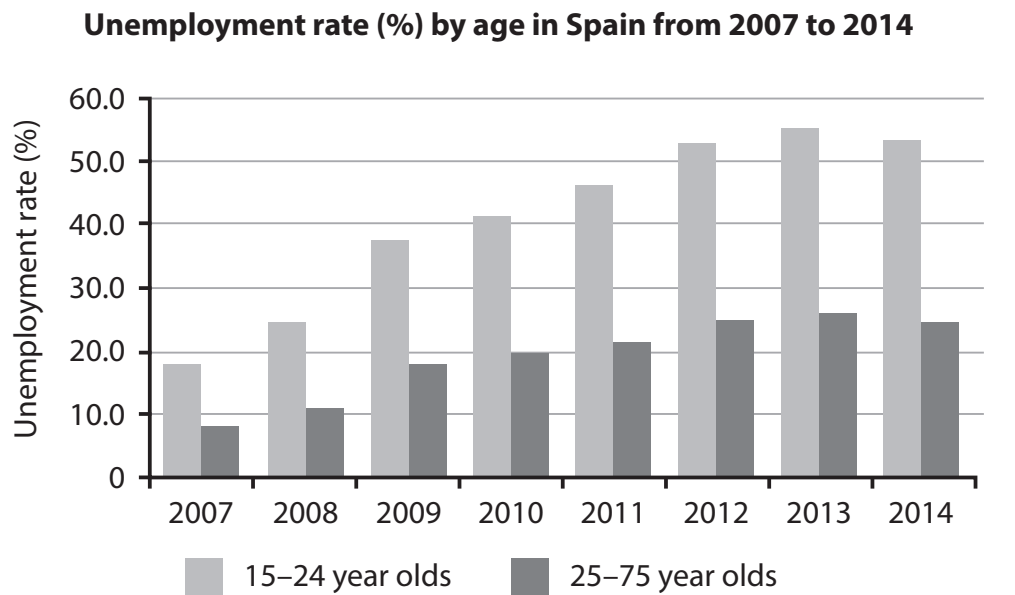
.....

(ii) Sometimes people are unemployed when they move between jobs. What is the name given to this type of unemployment?

(1)

- Cyclical unemployment
- Frictional unemployment
- Structural unemployment
- Seasonal unemployment

Figure 3a shows the unemployment rate in Spain between 2007 and 2014 by age group.



(Source: Eurostat)

Figure 3a



DO NOT WRITE IN THIS AREA

DO NOT WRITE IN THIS AREA

DO NOT WRITE IN THIS AREA

DO NOT WRITE IN THIS AREA

DO NOT WRITE IN THIS AREA

DO NOT WRITE IN THIS AREA

(iii) Using the data in Figure 3a, compare the changes in unemployment for 15–24 year olds and 25–75 year olds between 2007 and 2014.

(4)

DO NOT WRITE IN THIS AREA

DO NOT WRITE IN THIS AREA

DO NOT WRITE IN THIS AREA

DO NOT WRITE IN THIS AREA

DO NOT WRITE IN THIS AREA

DO NOT WRITE IN THIS AREA

DO NOT WRITE IN THIS AREA

DO NOT WRITE IN THIS AREA

DO NOT WRITE IN THIS AREA

DO NOT WRITE IN THIS AREA

DO NOT WRITE IN THIS AREA

DO NOT WRITE IN THIS AREA

DO NOT WRITE IN THIS AREA

DO NOT WRITE IN THIS AREA

DO NOT WRITE IN THIS AREA

DO NOT WRITE IN THIS AREA

DO NOT WRITE IN THIS AREA

DO NOT WRITE IN THIS AREA

DO NOT WRITE IN THIS AREA

DO NOT WRITE IN THIS AREA

DO NOT WRITE IN THIS AREA

DO NOT WRITE IN THIS AREA

DO NOT WRITE IN THIS AREA

(iv) Identify and briefly explain **two** possible reasons why the unemployment rate of people aged 15–24 years old differs from the unemployment rate for 25–75 year olds.

(4)

DO NOT WRITE IN THIS AREA

DO NOT WRITE IN THIS AREA

DO NOT WRITE IN THIS AREA

DO NOT WRITE IN THIS AREA

DO NOT WRITE IN THIS AREA

DO NOT WRITE IN THIS AREA

DO NOT WRITE IN THIS AREA

DO NOT WRITE IN THIS AREA

DO NOT WRITE IN THIS AREA

DO NOT WRITE IN THIS AREA

DO NOT WRITE IN THIS AREA

DO NOT WRITE IN THIS AREA

DO NOT WRITE IN THIS AREA

DO NOT WRITE IN THIS AREA

DO NOT WRITE IN THIS AREA

DO NOT WRITE IN THIS AREA

DO NOT WRITE IN THIS AREA

DO NOT WRITE IN THIS AREA

DO NOT WRITE IN THIS AREA

DO NOT WRITE IN THIS AREA

DO NOT WRITE IN THIS AREA

DO NOT WRITE IN THIS AREA

DO NOT WRITE IN THIS AREA





(v) Discuss the extent to which supply side policies are likely to be successful in reducing unemployment.

(6)

Area with horizontal dotted lines for writing.

DO NOT WRITE IN THIS AREA

DO NOT WRITE IN THIS AREA

DO NOT WRITE IN THIS AREA

DO NOT WRITE IN THIS AREA

DO NOT WRITE IN THIS AREA

DO NOT WRITE IN THIS AREA





In 2014 the World Health Organization reported that 13 of the 20 most polluted cities in the world were in India.

(c) (i) Identify **two** types of pollution which occur in cities.

(2)

.....
.....
.....

(ii) Identify and explain **one** possible method of reducing pollution in cities.

(4)

.....
.....
.....
.....
.....
.....
.....
.....
.....

(Total for Question 3 = 30 marks)

DO NOT WRITE IN THIS AREA

DO NOT WRITE IN THIS AREA

DO NOT WRITE IN THIS AREA

DO NOT WRITE IN THIS AREA

DO NOT WRITE IN THIS AREA

DO NOT WRITE IN THIS AREA



4 (a) (i) Define the term foreign direct investment (FDI).

(2)

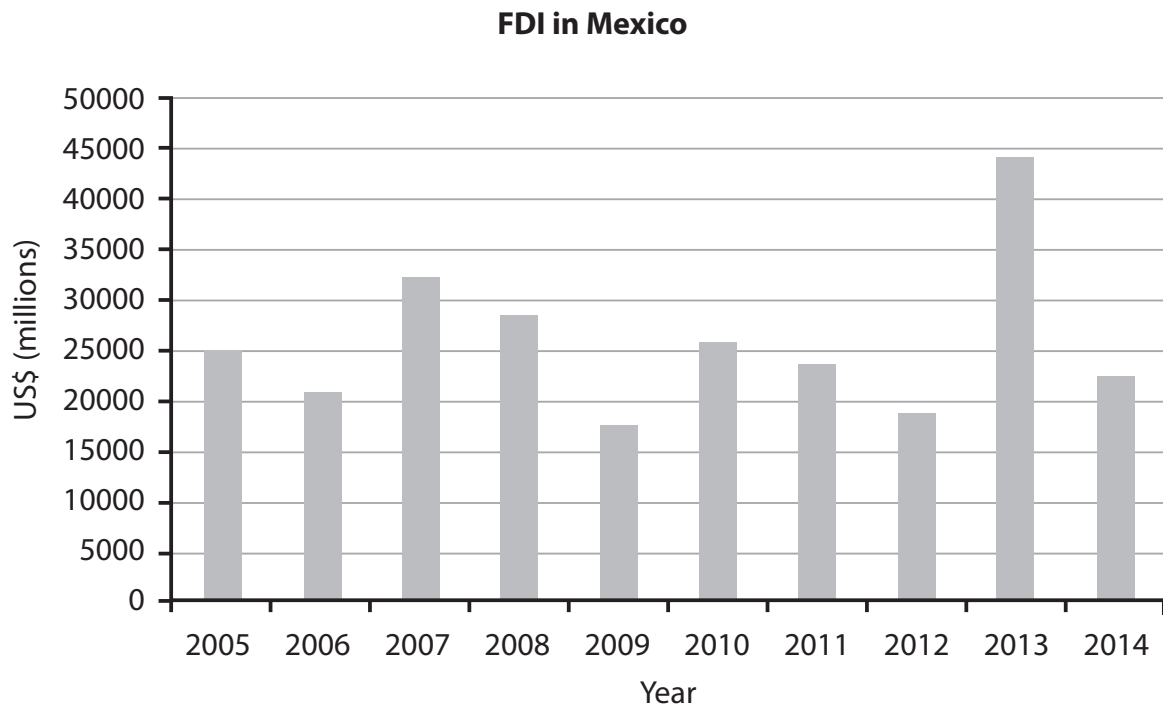
.....

.....

.....

.....

Figure 4a shows foreign direct investment (FDI) flows to Mexico from 2005 to 2014.



(Source: <http://www.economia.gob.mx/trade-and-investment/foreign-direct-investment/official-statistics-on-dfi-flows-into-mexico>)

Figure 4a

(ii) Using Figure 4a, in which year were FDI flows at their highest level?

(1)

.....



P 4 6 9 0 3 R A 0 1 9 2 4



(iii) Briefly explain **two** ways in which the Mexican Government could encourage FDI.

(4)

Dotted lines for writing the answer to question (iii).

The Mexican tax authorities have been investigating multinational companies for not paying enough tax to the government. A US multinational toy manufacturer was ordered to pay \$65 million as a result of the investigation.

(Source: adapted from <http://www.reuters.com/article/2015/02/04/us-mexico-hasbro-idUSKBN0L82GC20150204>)

(b) (i) Explain what is meant by a multinational company (MNC).

(2)

Dotted lines for writing the answer to question (b) (i).

DO NOT WRITE IN THIS AREA

DO NOT WRITE IN THIS AREA

DO NOT WRITE IN THIS AREA

DO NOT WRITE IN THIS AREA

DO NOT WRITE IN THIS AREA

DO NOT WRITE IN THIS AREA



(ii) Consider whether “not paying enough tax” is the main disadvantage of MNCs’ activities in developing countries. Give reasons for your answer.

(6)

Area with horizontal dotted lines for writing the answer.

DO NOT WRITE IN THIS AREA

DO NOT WRITE IN THIS AREA

DO NOT WRITE IN THIS AREA

DO NOT WRITE IN THIS AREA

DO NOT WRITE IN THIS AREA

DO NOT WRITE IN THIS AREA



Figure 4b shows the exchange rate of the British pound (£) to the US dollar (\$).



(Source: www.tradingeconomics.com)

Figure 4b

(c) (i) Define the term “exchange rate”.

(2)

.....

.....

.....

.....

DO NOT WRITE IN THIS AREA

DO NOT WRITE IN THIS AREA

DO NOT WRITE IN THIS AREA

DO NOT WRITE IN THIS AREA

DO NOT WRITE IN THIS AREA

DO NOT WRITE IN THIS AREA



(ii) With reference to Figure 4b, describe the changes in the exchange rate of the British pound to the US dollar between **July 2014** and **January 2015**.

(4)

.....
.....
.....
.....
.....
.....
.....
.....

(iii) Study Figure 4b and complete the following sentence using **one** of the choices below.

(1)

appreciated depreciated stayed the same

Between **July 2013** and **July 2014** the British pound has
against the US dollar.

(iv) Identify and briefly explain **one** factor which may increase the exchange rate of a country.

(2)

.....
.....
.....
.....

DO NOT WRITE IN THIS AREA

DO NOT WRITE IN THIS AREA

DO NOT WRITE IN THIS AREA

DO NOT WRITE IN THIS AREA

DO NOT WRITE IN THIS AREA

DO NOT WRITE IN THIS AREA





(v) To what extent would a depreciation of a currency improve the balance of payments on current account?

(6)

Area with horizontal dotted lines for writing the answer.

DO NOT WRITE IN THIS AREA

DO NOT WRITE IN THIS AREA

DO NOT WRITE IN THIS AREA

(Total for Question 4 = 30 marks)

TOTAL FOR PAPER = 120 MARKS

